

# ภาคผนวกที่ 5

---

---

## เอกสารสอบเทียบความถูกต้องของเครื่องมือ

เอกสารแนบ 5-1	เอกสารสอบเทียบเครื่องมือการตรวจวัดคุณภาพอากาศในบรรยากาศ
เอกสารแนบ 5-2	เอกสารสอบเทียบเครื่องมือการตรวจวัดคุณภาพอากาศจากปล่อง
เอกสารแนบ 5-3	เอกสารสอบเทียบเครื่องมือการตรวจวัดระดับเสียงในบรรยากาศ
เอกสารแนบ 5-4	เอกสารสอบเทียบเครื่องมือการตรวจวิเคราะห์คุณภาพน้ำทิ้ง
เอกสารแนบ 5-5	เอกสารสอบเทียบเครื่องมือการตรวจวิเคราะห์คุณภาพน้ำใต้ดิน
เอกสารแนบ 5-6	เอกสารสอบเทียบเครื่องมือการตรวจวัดคุณภาพอากาศในสถานประกอบการ
เอกสารแนบ 5-7	เอกสารสอบเทียบเครื่องมือการตรวจวัดระดับเสียงในสถานประกอบการ
เอกสารแนบ 5-8	เอกสารสอบเทียบเครื่องมือการตรวจวัดปริมาณเสียงสะสมติดตัวพนักงาน
เอกสารแนบ 5-9	เอกสารสอบเทียบเครื่องมือการตรวจวัดแสงสว่างในสถานประกอบการ
เอกสารแนบ 5-10	เอกสารสอบเทียบเครื่องมือการตรวจวัดระดับความร้อนในสถานประกอบการ

ตารางสรุปรายการเอกสารการสอบเทียบความถูกต้องของเครื่องมือเก็บตัวอย่างและตรวจวิเคราะห์

รายการตรวจวัด	เครื่องมือเก็บตัวอย่าง	เครื่องมือตรวจวิเคราะห์
	ชื่อเครื่องมือ	ชื่อเครื่องมือ
คุณภาพอากาศในบรรยากาศ		
TSP	High Volume Air Sampler No. R06, R11, R12, R17	Digital Balance
PM <sub>10</sub>	High Volume PM10 Air Sampler No. B18, B29, R09, R16	Digital Balance
SO <sub>2</sub>	SO <sub>2</sub> Analyzer No. R04, R06, R08, R09	SO2 Analyzer No. R04, R06, R08, R09
NO <sub>2</sub>	NO <sub>2</sub> Analyzer No. B17, B19, R01, R11	NO Analyzer No. B17, B19, R01, R11
Acetaldehyde	Mass Flow Meter	GC/MS
คุณภาพอากาศจากปล่อง		
TSP	Console No. R04 Pitot Tube No. B24, B38	Digital Balance
PM <sub>10</sub>	Console No. R04 Pitot Tube No. B24, B38	Digital Balance
PM <sub>2.5</sub>	Console No. R04 Pitot Tube No. B24, B38	Digital Balance
NO <sub>x</sub>	Vacuum Gauge	Spectrophotometer
SO <sub>2</sub>	Personal Pump SKC No. R14 Rotameter No. H-R02	-
Acetaldehyde	Personal Pump SKC No. B71 Rotameter No. H-R02	GC/FID
Ethylene Glycol	Personal Pump SKC No. B71 Rotameter No. H-R02	GC/FID
ระดับเสียง		-
Leq 24 hr	Acoustic Calibrator	
Lmax	Sound Level Meter No. ACO-R02, R03	
L90		
คุณภาพน้ำ		
pH	-	pH Meter
BOD <sub>5</sub>	-	DO Meter
COD	-	COD Reactor
Total Suspended Solids	-	Digital balances
Total Dissolved Solids	-	Digital balances
Grease and Oil	-	Digital balances
Ethylene Glycol	-	GC/FID
Acetaldehyde	-	GC/MS
Arsenic	-	AAS
Selenium	-	AAS
Mercury	-	AAS
Manganese	-	ICP

ตารางสรุปรายการเอกสารการสอบเทียบความถูกต้องของเครื่องมือเก็บตัวอย่างและตรวจวิเคราะห์ (ต่อ)

รายการตรวจวัด	เครื่องมือเก็บตัวอย่าง	เครื่องมือตรวจวิเคราะห์
	ชื่อเครื่องมือ	ชื่อเครื่องมือ
คุณภาพน้ำ (ต่อ)		
Zinc	-	ICP
Copper	-	ICP
Cadmium	-	ICP
Nickel	-	ICP
Lead	-	ICP
Barium	-	ICP
Trivalent Chromium	-	ICP Spectrophotometer
Hexavalent Chromium	-	Spectrophotometer
คุณภาพน้ำใต้ดิน		
Acetaldehyde	-	GC/MS
คุณภาพอากาศในสถานประกอบการ		
Acetaldehyde	Personal Pump No. B71, B85, R07, R14, R22, R23, R24, R36, R38, R40, R43, R77 Rotameter No. L-R04, R06	GC/FID
Ethylene Glycol	Personal Pump No. B65, B71, B85, R13, R14, R22, R23, R36, R37, R38 Rotameter No. H-R04, R06	GC/FID
Total Dust	Personal Pump No. R03, R06, R12, R24, R32, R34, R37 Rotameter No. H-R04, R06	Digital Balance
Respirable Dust	Personal Pump No. B72, B86, R22, R28, R31, R37, R42 Rotameter No. H-R04, R06	Digital Balance
Phosphoric Acid	Personal Pump No. B14, B71, B77, R28, R38, R40 Rotameter No. L-R04, R06	IC
Sodium Hydroxide	Personal Pump No. B86, R08, R34, R38, R44, R45 Rotameter No. H-R04, R06	-
Sodium Hypochlorite as Sodium	Personal Pump No. R01, R03 Rotameter No. H-R04, R06	ICP
Hydrogen Sulfide	Personal Pump No R08, R24 Rotameter No. L-R04, R06	IC
Acetone	Personal Pump No. B55, R33 Rotameter No. L-R04, R06	GC/FID
Ethanol	Personal Pump No. B55, R33 Rotameter No. L-R04, R06	GC/FID
Chloroform	Personal Pump No. B85, R38 Rotameter No. L-R04, R06	GC/FID

ตารางสรุปรายการเอกสารการสอบเทียบความถูกต้องของเครื่องมือเก็บตัวอย่างและตรวจวิเคราะห์ (ต่อ)

รายการตรวจวัด	เครื่องมือเก็บตัวอย่าง	เครื่องมือตรวจวิเคราะห์
	ชื่อเครื่องมือ	ชื่อเครื่องมือ
คุณภาพอากาศในสถานประกอบการ (ต่อ) Phenol  Isopropyl Alcohol  Sulfuric Acid  Hydrochloric Acid  Acetic Acid	Personal Pump No. B71, R14 Rotameter No. L-R04, R06	GC/FID
	Personal Pump No. R03, R31 Rotameter No. L-R04, R06	GC/FID
	Personal Pump No. R28 Rotameter No. L-R06	IC
	Personal Pump No. R15, R24 Rotameter No. L-R04, R06	IC
	Personal Pump No. B12, B95, R24, R25 Rotameter No. L-R04, R06	GC/FID
ระดับเสียงในสถานประกอบการ Leq 12 hr Lmax	Acoustic Calibrator No. 130006	-
	Sound Level Meter No. ACO-B18, B29, B33, B36, B41, R50, R51, R52	-
	Acoustic Calibrator No. 92002	-
	Sound Level Meter No. CR-B10	-
	Acoustic Calibrator No. 10727909	-
	Sound Level Meter No. B01	-
ปริมาณเสียงสะสมติดตัวพนักงาน Noise Dose	Acoustic Calibrator No. 33137	-
	Noise Dosimeter No. NMD-B15, R03, R22, R26, R35	-
ระดับความเข้มของแสงสว่างในสถานประกอบการ Light Intensity	Light Meter No. R07	-
ระดับความร้อนในสถานประกอบการ WBGT	Heat Stress WBGT Meter No. B33, R06, R08, R09	-

## เอกสารแนบ 5-1

เอกสารสอบเทียบเครื่องมือการตรวจวัดคุณภาพอากาศในบรรยากาศ





บริษัท เอส.พี.เอส. คอนซัลติ้ง เซอร์วิส จำกัด  
S.P.S. CONSULTING SERVICE CO., LTD.  
7 ซอยพหลโยธิน 24 ถนนพหลโยธิน แขวงจตุจักร กรุงเทพฯ 10800  
7 Soi Phaholyothin 24, Phaholyothin Rd., Jompol, Chatuchak, Bangkok 10800  
Tel : (662) 939-4370-72 Fax : (662) 513-4221 E-mail : sale@spsc.com, www.spsc.com

### High Volume Air Sampler Calibration Report

Calibration Method : Multipoint Orifice Flow Transfer Standard      Model : TE 5025A      S/N : 3611

#### Calibration Data

High Volume Air Sampler Data		Calibration Data		
Recorder No.	Blower No.	Date	Actual Flowrate (ft <sup>3</sup> /min)	R <sup>2</sup>
B01	B01	05/02/2025	y = 1.190x-4.759	0.999
B02	B02	05/02/2025	y = 1.167x-1.802	0.999
B03	B03	03/02/2025	y = 1.142x-3.352	0.997
B04	B04	06/02/2025	y = 1.160x-3.139	0.998
B05	B05	06/02/2025	y = 1.155x-5.601	0.996
B06	B06	06/02/2025	y = 1.150x-1.476	0.999
B07	B07	03/02/2025	y = 1.143x-3.035	0.998
B08	B08	03/02/2025	y = 1.161x-4.459	0.999
B09	B09	05/02/2025	y = 1.177x-3.970	0.996
B10	B10	03/02/2025	y = 1.144x-2.471	0.998
B11	B11	03/02/2025	y = 1.195x-5.384	0.996
B12	B12	04/02/2025	y = 1.168x-4.228	0.998
B13	B13	04/02/2025	y = 1.165x-3.801	0.999
B14	B14	04/02/2025	y = 1.148x-3.248	0.996
B15	B15	04/02/2025	y = 1.173x-4.773	0.997
B16	B16	04/02/2025	y = 1.156x-4.042	0.998
B17	B17	06/02/2025	y = 1.140x-2.730	0.999
B18	B18	06/02/2025	y = 1.171x-4.178	0.999
B19	B19	06/02/2025	y = 1.151x-3.979	0.999
B20	B20	04/02/2025	y = 1.129x-1.255	0.999
B21	B21	04/02/2025	y = 1.132x-3.156	0.999
B22	B22	04/02/2025	y = 1.147x-2.649	0.997
B23	B23	03/02/2025	y = 1.158x-3.223	0.999
B24	B24	05/02/2025	y = 1.144x-3.476	0.997
B25	B25	03/02/2025	y = 1.071x+1.478	0.997
B26	B26	04/02/2025	y = 1.142x-4.263	0.999
B27	B27	04/02/2025	y = 1.175x-5.192	0.996
B28	B28	04/02/2025	y = 1.173x-5.127	0.999
B29	B29	04/02/2025	y = 1.145x-1.952	0.996
B30	B30	06/02/2025	y = 1.162x-3.062	0.999
B31	B31	03/02/2025	y = 1.182x-5.652	0.998
B32	B32	03/02/2025	y = 1.167x-3.993	0.999
B33	B33	05/02/2025	y = 1.168x-4.451	0.998
B34	B34	05/02/2025	y = 1.127x-3.203	0.999

Calibrated by : Adul Dangklom  
(Mr. Adul Dangklom)

Approved by : Peera Detudom  
(Mr. Peera Detudom)



บริษัท เอส.พี.เอส. คอนซัลติ้ง เซอร์วิส จำกัด  
S.P.S. CONSULTING SERVICE CO., LTD.  
7 ซอยพหลโยธิน 24 ถนนพหลโยธิน แขวงจตุจักร กรุงเทพฯ 10800  
7 Soi Phaholyothin 24, Phaholyothin Rd., Jompol, Chatuchak, Bangkok 10800  
Tel : (662) 939-4370-72 Fax : (662) 513-4221 E-mail : sale@spsc.com, www.spsc.com

### High Volume Air Sampler Calibration Report

Calibration Method : Multipoint Orifice Flow Transfer Standard      Model : TE 5025A      S/N : 3611

#### Calibration Data

High Volume Air Sampler Data		Calibration Data		
Recorder No.	Blower No.	Date	Actual Flowrate (ft <sup>3</sup> /min)	R <sup>2</sup>
B35	B35	05/02/2025	y = 1.163x-3.579	0.997
B36	B36	05/02/2025	y = 1.130x-2.116	0.999
B37	B37	04/02/2025	y = 1.146x-2.265	0.996
B38	B38	04/02/2025	y = 1.156x-6.034	0.998
B39	B39	03/02/2025	y = 1.151x-3.366	0.998
B40	B40	03/02/2025	y = 1.174x-4.582	0.999
B41	B41	06/02/2025	y = 1.123x-1.633	0.997
B42	B42	03/02/2025	y = 1.149x-3.382	0.997
B43	B43	03/02/2025	y = 1.137x-2.074	0.997
B44	B44	03/02/2025	y = 1.155x-1.460	0.999
R01	R01	04/02/2025	y = 1.121x-3.007	0.999
R02	R02	03/02/2025	y = 1.159x-5.099	0.999
R03	R03	05/02/2025	y = 1.138x-2.774	0.998
R04	R04	05/02/2025	y = 1.118x-2.575	0.999
R05	R05	03/02/2025	y = 1.136x-1.720	0.998
R06	R06	05/02/2025	y = 1.154x-2.706	0.997
R07	R07	03/02/2025	y = 1.037x+1.361	0.999
R08	R08	03/02/2025	y = 1.146x-3.762	0.996
R09	R09	05/02/2025	y = 1.121x-2.360	0.997
R10	R10	05/02/2025	y = 1.180x-4.626	0.999
R11	R11	05/02/2025	y = 1.147x-3.861	0.996
R12	R12	03/02/2025	y = 1.128x-4.676	0.998
R13	R13	04/02/2025	y = 1.135x-4.055	0.999
R14	R14	04/02/2025	y = 1.153x-3.122	0.997
R15	R15	03/02/2025	y = 1.161x-5.223	0.998
R16	R16	03/02/2025	y = 1.187x-6.674	0.999
R17	R17	03/02/2025	y = 1.120x-1.730	0.999
R18	R18	03/02/2025	y = 1.146x-2.347	0.998
R19	R19	06/02/2025	y = 1.161x-5.195	0.999
R20	R20	06/02/2025	y = 1.134x-3.449	0.998

Calibrated by : Adul Dangklom  
(Mr. Adul Dangklom)

Approved by : Peera Detudom  
(Mr. Peera Detudom)



บริษัท เอส.พี.เอส. คอนซัลติ้ง เซอร์วิส จำกัด  
S.P.S. CONSULTING SERVICE CO., LTD.  
7 ซอยพหลโยธิน 24 ถนนพหลโยธิน แขวงจตุจักร เขตจตุจักร กรุงเทพฯ 10000  
7 Soi Phaholyothin 24, Phaholyothin Rd., Jantopol, Chatuchak, Bangkok 10000  
Tel : (662) 939-4370-72 Fax : (662) 513-4271 E-mail : sale@spscn.com, www.spscn.com

### High Volume PM-10 Air Sampler Calibration Report

Calibration Method : Multipoint Orifice Flow Transfer Standard

Model : TE 5025A

S/N : 3611

#### Calibration Data

##### High Volume PM-10 Data

##### Calibration Data

Recorder No.	Blower No.	Date	Actual Flowrate (ft <sup>3</sup> /min)	R <sup>2</sup>
B01	B01	04/02/2025	y = 1.135x-1.122	0.996
B02	B02	04/02/2025	y = 1.140x-0.728	0.999
B03	B03	04/02/2025	y = 1.160x-3.702	0.998
B04	B04	05/02/2025	y = 1.154x-4.671	0.999
B05	B05	06/02/2025	y = 1.151x-2.705	0.998
B06	B06	03/02/2025	y = 1.114x-1.672	0.997
B07	B07	03/02/2025	y = 1.085x+0.543	0.996
B08	B08	04/02/2025	y = 1.149x-2.014	0.998
B09	B09	03/02/2025	y = 1.081x+0.344	0.997
B10	B10	03/02/2025	y = 1.094x-1.679	0.997
B11	B11	05/02/2025	y = 1.137x-0.690	0.997
B12	B12	03/02/2025	y = 1.094x-1.679	0.997
B13	B13	03/02/2025	y = 1.172x-3.186	0.998
B14	B14	05/02/2025	y = 1.160x-5.111	0.998
B15	B15	03/02/2025	y = 1.141x-2.637	0.998
B16	B16	04/02/2025	y = 1.106x+1.699	0.998
B17	B17	04/02/2025	y = 1.105x+1.676	0.998
B18	B18	04/02/2025	y = 1.176x-3.948	0.997
B19	B19	04/02/2025	y = 1.065x+0.997	0.998
B20	B20	04/02/2025	y = 1.163x-5.103	0.997
B21	B21	05/02/2025	y = 1.120x+0.250	0.999
B22	B22	06/02/2025	y = 1.152x-3.458	0.998
B23	B23	06/02/2025	y = 1.149x-3.696	0.999
B24	B24	03/02/2025	y = 1.109x-1.930	0.999
B25	B25	03/02/2025	y = 1.166x-4.876	0.998
B26	B26	05/02/2025	y = 1.118x-2.223	0.997
B27	B27	03/02/2025	y = 1.127x-3.668	0.999
B28	B28	04/02/2025	y = 1.112x-2.294	0.999
B29	B29	04/02/2025	y = 1.155x-4.309	0.997
B30	B30	04/02/2025	y = 1.136x-2.651	0.998
B31	B31	03/02/2025	y = 1.086x+2.828	0.999
B32	B32	04/02/2025	y = 1.099x-0.279	0.998
B33	B33	04/02/2025	y = 1.152x-4.474	0.997
B34	B34	04/02/2025	y = 1.149x-0.892	0.997

Calibrated by :

Adul Dangklom  
(Mr. Adul Dangklom)

Approved by :

Peera Detudom  
(Mr. Peera Detudom)



บริษัท เอส.พี.เอส. คอนซัลติ้ง เซอร์วิส จำกัด  
S.P.S. CONSULTING SERVICE CO., LTD.  
7 ซอยพหลโยธิน 24 ถนนพหลโยธิน แขวงจตุจักร เขตจตุจักร กรุงเทพฯ 10000  
7 Soi Phaholyothin 24, Phaholyothin Rd., Jantopol, Chatuchak, Bangkok 10000  
Tel : (662) 939-4370-72 Fax : (662) 513-4271 E-mail : sale@spscn.com, www.spscn.com

### High Volume PM-10 Air Sampler Calibration Report

Calibration Method : Multipoint Orifice Flow Transfer Standard

Model : TE 5025A

S/N : 3611

#### Calibration Data

##### High Volume PM-10 Data

##### Calibration Data

Recorder No.	Blower No.	Date	Actual Flowrate (ft <sup>3</sup> /min)	R <sup>2</sup>
R01	R01	04/02/2025	y = 1.168x-5.536	0.996
R02	R02	04/02/2025	y = 1.116x-2.200	0.998
R03	R03	03/02/2025	y = 1.160x-5.911	0.997
R04	R04	03/02/2025	y = 1.129x-4.829	0.999
R05	R05	03/02/2025	y = 1.119x-3.825	0.998
R06	R06	05/02/2025	y = 1.125x-1.580	0.997
R07	R07	06/02/2025	y = 1.152x-2.503	0.997
R08	R08	03/02/2025	y = 1.114x-1.275	0.996
R09	R09	03/02/2025	y = 1.130x-4.187	0.999
R10	R10	05/02/2025	y = 1.151x-2.832	0.998
R11	R11	05/02/2025	y = 1.134x-2.692	0.997
R12	R12	05/02/2025	y = 1.158x-4.761	0.996
R13	R13	03/02/2025	y = 1.137x-3.435	0.999
R14	R14	03/02/2025	y = 1.126x-2.499	0.996
R15	R15	04/02/2025	y = 1.111x-3.285	0.999
R16	R16	04/02/2025	y = 1.124x-0.808	0.996
R17	R17	04/02/2025	y = 1.141x-3.412	0.999
R18	R18	03/02/2025	y = 1.115x-3.615	0.998
R19	R19	03/02/2025	y = 1.117x-0.234	0.996
R20	R20	06/02/2025	y = 1.146x-4.675	0.997

Calibrated by :

Adul Dangklom  
(Mr. Adul Dangklom)

Approved by :

Peera Detudom  
(Mr. Peera Detudom)



CERTIFICATE No : 24M2227  
REFERENCE No : 72448-1

PAGE : 1 OF 2

## Certificate of Calibration

EQUIPMENT : DIGITAL BALANCE

MANUFACTURER : METTLER TOLEDO

MODEL : XS105DU

SERIAL No : 1126422905

ID No : BA05/50

CONDITION AS RECEIVED : USED ITEM

SUBMITTED BY : S.P.S. CONSULTING SERVICE CO., LTD.  
7 SOI PHAHOLYOTHIN 24, PHAHOLYOTHIN RD.,  
JOMPOL, CHATUCHAK, BANGKOK 10900

CALIBRATED BY : ATSAWIN Y.

CALIBRATION DATE : 08-Mar-24

APPROVED BY : PONGSAK J.

ISSUED DATE : 14-Mar-24

RECEIVED DATE : 08-Mar-24



CERTIFICATE No : 24M2227

PAGE : 2 OF 2

## Calibration Report

EQUIPMENT : DIGITAL BALANCE MODEL : XS105DU

MANUFACTURER : METTLER TOLEDO S/N : 1126422905

ID No : BA05/50 RECEIVED DATE : 08-Mar-24

AIR PRESSURE : 1010mbar  $\pm$  1mbar CALIBRATION DATE : 08-Mar-24

AMBIENT TEMPERATURE : 25° C  $\pm$  1° C RELATIVE HUMIDITY : 53 %RH  $\pm$  10 % RH

## CONDITION OF THIS RESULTS OF CALIBRATION

1. THIS INSTRUMENT WAS CALIBRATED BY ACCORDING TO UKAS LAB 14 EDITION 6:2019 BY USING KNOWN WEIGHT STANDARD WEIGHT. THE BALANCE WAS NOT ADJUSTED BEFORE CALIBRATION. THE BALANCE HAS NO ZERO TRACKING FUNCTION. REPEATABILITY WAS MEASURED BY USING 10 REPEATED MEASUREMENTS. LINEARITY WAS MEASURED COVERING 10 POINTS, EVENLY SPREAD OVER THE RANGE. THE INSTRUMENT WAS SET ZERO BEFORE PERFORMING THE LINEARITY TEST. OFF-CENTER LOADING WAS MEASURED BY USING STANDARD WEIGHTS PLACED ON THE PAN AND MOVED TO VARIOUS POSITIONS ON THE PAN.

## 2. REFERENCE STANDARD INSTRUMENTS :-

INSTRUMENT	MODEL	SERIAL No	CERTIFICATE No	DUE DATE
1) STANDARD WEIGHT SET	E2	QK-I-151	M2302013S	02-Feb-25
2) STANDARD WEIGHT	E2	15843	M2302014S	02-Feb-25

3. THE CERTIFICATE IS VALID FOR THE ITEM CALIBRATED AS SHOWN ON THE DATE AND PLACE OF CALIBRATION ONLY.

4. THIS RESULT EXCLUDE LONG TERM STABILITY OF THE UNIT UNDER CALIBRATION.

5. THIS CERTIFICATE IS TRACEABLE TO THE INTERNATIONAL SYSTEM OF UNIT MAINTAINED AT:-

- NATIONAL INSTITUTE OF METROLOGY (THAILAND) THROUGH CENTRAL BUREAU OF WEIGHTS&MEASURES

## RESULT OF CALIBRATION :- WITHOUT ADJUSTMENT

1. ZERO SETTING FUNCTION : NORMAL

2. TARE FUNCTION : NORMAL

3. REPEATABILITY OF READING AT 200 g WAS 0.000055 g

4. DEPARTURE FROM NOMINAL VALUE/ LINEARITY

NOMINAL VALUE (g)	BALANCE READING (g)	CORRECTION (g)	UNCERTAINTY ( $\pm$ g)
0.00	0.00000	0.00000	0.000065
0.02	0.02001	-0.00001	0.000065
0.10	0.10002	-0.00002	0.000066
0.20	0.20001	-0.00001	0.000066
0.50	0.50001	-0.00001	0.000065
1.00	1.00003	-0.00003	0.000066
2.00	2.00001	-0.00001	0.000067
5.00	5.00001	-0.00001	0.000068
10.00	9.99994	0.00006	0.000070
20.00	20.00008	-0.00008	0.000078
50.00	50.0000	0.0000	0.00013
100.00	100.0001	-0.0001	0.00019
120.00	120.0001	-0.0001	0.00022

## 5. OFF CENTER LOADING ERROR



POINT	READING (g)
1	50.0000
2	50.0000
3	50.0000
4	50.0000
5	50.0000
OFF-CENTER LOADING	0.0000

NOTE: THIS CALIBRATION WAS CARRIED OUT AT THE CUSTOMER'S PLACE AT LABORATORY AREA  
THE REPORTED UNCERTAINTY OF MEASUREMENT WAS BASED ON A STANDARD UNCERTAINTY MULTIPLIED BY A  
COVERAGE FACTOR  $k=2$ , PROVIDING A LEVEL OF CONFIDENCE APPROXIMATELY 95%.

END OF CALIBRATION REPORT





บริษัท เอส.พี.เอส. คอนซัลติ้ง เซอร์วิส จำกัด  
S.P.S. CONSULTING SERVICE CO., LTD.  
7 ซอยพหลโยธิน 24 ถนนพหลโยธิน แขวงจอมพล เขตจตุจักร กรุงเทพฯ 10900  
7 Soi Phaholyothin 24, Phaholyothin Rd., Jompol, Chatuchak, Bangkok 10900  
Tel : (662) 939-4370-72, Fax : (662) 513-4221, E-mail : sale@spscon.com, www.spscon.com

CALIBRATION REPORT					
SO <sub>2</sub> FLUORESCENT ANALYZER					
DATE :	16 February 2025	BRAND :	API	MODEL :	100E
NO.	SO <sub>2</sub> -R04	SERIAL NO.	3489		
Calibrator (Dilution System)					
Brand	: API		Model	: 700	
Last Cal. Date	: 05 August 2024		Serial No.	: 911	
Reference Standard Gas					
Standard Gas	: Sulphur Dioxide (SO <sub>2</sub> )		Cylinder No.	: A00814SK	
Certified Date	: 21 June 2021		Expired Date	: 21 June 2029	
Cylinder Conc.	: 49.8 ppm				
CALIBRATING CONDITION					
Pressure	1011	mmbar	Temp.	24.6	°C
% RH	49				
CALIBRATION SETTING					
Span	Initial Reading (Before Adj.),PPB			Final Reading (After Adj.),PPB	
Set Point	Expected Concentration	Analyzer Response	%Dif	Analyzer Response	Slope
Zero	0	0.10	-	0	-
SO <sub>2</sub> Span	400.0	400.2	0.050	400.0	1.012
API Model 100E SO <sub>2</sub> Analyzer Check List					
Test Values	Observed Value	Units	Nominal Range		
RANGE	500	PPB	0-500		
SAMPLE PRESS	28.7	in-Hg	25-35		
SAMPLE FLOW	659	cc/min	650 ± 10%		
PMT	103.2	mV	-20-150 with Zero Air		
UV LAMP	3027.6	mV	1000-4900		
STR. LGT	61.7	PPB	<100		
DRK PMT	63.0	mV	-50 - 200		
DRK LMP	57.8	mV	-50 - 200		
HVPS	673	V	550-900 constant		
DCPS	2518	mV	2500 ± 200		
RCCELL TEMP	50.4	°C	50 ± 1		
BOX TEMP	29.2	°C	5-40		
PMT TEMP	7.0	°C	7 ± 2.0		
SO <sub>2</sub> Span Conc	400	PPB	20-20,000		
SO <sub>2</sub> Slope	1.012	-	1.0 ± 0.3		
SO <sub>2</sub> Offset	21.9	mV	<250		
Stability at Zero	0.1	PPB	<0.2		
Stability at Span	0.2	PPB	0.5% of reading (above 50 ppb)		

Calibrated by : Adul Dangklom  
(Mr.Adul Dangklom)

Approved by : Peera Detudom  
(Mr.Peera Detudom)



บริษัท เอส.พี.เอส. คอนซัลติ้ง เซอร์วิส จำกัด  
S.P.S. CONSULTING SERVICE CO., LTD.  
7 ซอยพหลโยธิน 24 ถนนพหลโยธิน แขวงจอมพล เขตจตุจักร กรุงเทพฯ 10900  
7 Soi Phaholyothin 24, Phaholyothin Rd., Jompol, Chatuchak, Bangkok 10900  
Tel : (662) 939-4370-72, Fax : (662) 513-4221, E-mail : sale@spscon.com, www.spscon.com

CALIBRATION REPORT					
SO <sub>2</sub> FLUORESCENT ANALYZER					
DATE :	16 February 2025	BRAND :	API	MODEL :	100E
NO.	SO <sub>2</sub> -R06	SERIAL NO.	066		
Calibrator (Dilution System)					
Brand	: API		Model	: 700	
Last Cal. Date	: 05 August 2024		Serial No.	: 911	
Reference Standard Gas					
Standard Gas	: Sulphur Dioxide (SO <sub>2</sub> )		Cylinder No.	: A00814SK	
Certified Date	: 21 June 2021		Expired Date	: 21 June 2029	
Cylinder Conc.	: 49.8 ppm				
CALIBRATING CONDITION					
Pressure	1011	mmbar	Temp.	24.6	°C
% RH	49				
CALIBRATION SETTING					
Span	Initial Reading (Before Adj.),PPB			Final Reading (After Adj.),PPB	
Set Point	Expected Concentration	Analyzer Response	%Dif	Analyzer Response	Slope
Zero	0	-0.10	-	0	-
SO <sub>2</sub> Span	400.0	399.8	-0.050	400.0	1.009
API Model 100E SO <sub>2</sub> Analyzer Check List					
Test Values	Observed Value	Units	Nominal Range		
RANGE	500	PPB	0-500		
SAMPLE PRESS	28.5	in-Hg	25-35		
SAMPLE FLOW	654	cc/min	650 ± 10%		
PMT	103.3	mV	-20-150 with Zero Air		
UV LAMP	3032.5	mV	1000-4900		
STR. LGT	61.5	PPB	<100		
DRK PMT	62.9	mV	-50 - 200		
DRK LMP	57.7	mV	-50 - 200		
HVPS	671	V	550-900 constant		
DCPS	2524	mV	2500 ± 200		
RCCELL TEMP	50.2	°C	50 ± 1		
BOX TEMP	29.1	°C	5-40		
PMT TEMP	7.3	°C	7 ± 2.0		
SO <sub>2</sub> Span Conc	400	PPB	20-20,000		
SO <sub>2</sub> Slope	1.009	-	1.0 ± 0.3		
SO <sub>2</sub> Offset	21.8	mV	<250		
Stability at Zero	0.1	PPB	<0.2		
Stability at Span	0.2	PPB	0.5% of reading (above 50 ppb)		

Calibrated by : Adul Dangklom  
(Mr.Adul Dangklom)

Approved by : Peera Detudom  
(Mr.Peera Detudom)



บริษัท เอส.พี.เอส. คอนซัลติ้ง เซอร์วิส จำกัด  
S.P.S. CONSULTING SERVICE CO., LTD.  
7 ซอยพหลโยธิน 24 ถนนพหลโยธิน แขวงจอมพล เขตจตุจักร กรุงเทพฯ 10900  
7 Soi Phaholyothin 24, Phaholyothin Rd., Jompol, Chatuchak, Bangkok 10900  
Tel : (662) 939-4370-72, Fax : (662) 513-4221, E-mail : sale@spscon.com, www.spscon.com

CALIBRATION REPORT					
SO <sub>2</sub> FLUORESCENT ANALYZER					
DATE :	16 February 2025	BRAND :	TELEDYNE	MODEL :	TML-60
NO.	SO <sub>2</sub> -R08	SERIAL NO.	TRS1064		
Calibrator (Dilution System)					
Brand : API			Model : 700		
Last Cal. Date : 05 August 2024			Serial No. : 911		
Reference Standard Gas					
Standard Gas : Sulphur Dioxide (SO <sub>2</sub> )			Cylinder No. : A00814SK		
Certified Date : 21 June 2021			Expired Date : 21 June 2029		
Cylinder Conc. : 49.8 ppm					
CALIBRATING CONDITION					
Pressure	1011	mmbar	Temp.	24.6	°C
% RH	49				
CALIBRATION SETTING					
Span	Initial Reading (Before Adj.),PPB			Final Reading (After Adj.),PPB	
Set Point	Expected Concentration	Analyzer Response	%Dif	Analyzer Response	Slope
Zero	0	0.11	-	0	-
SO <sub>2</sub> Span	400.0	400.1	0.025	400.0	1.011
API Model TML-60 SO <sub>2</sub> Analyzer Check list					
Test Values	Observed Value	Units	Nominal Range		
RANGE	500	PPB	0-500		
SAMPLE PRESS	28.6	in-Hg	25-35		
SAMPLE FLOW	660	cc/min	650 ± 10%		
PMT	103.0	mV	-20-150 with Zero Air		
UV LAMP	3016.1	mV	1000-4900		
STR. LGT	61.8	PPB	<100		
DRK PMT	63.3	mV	-50 - 200		
DRK LMP	58.1	mV	-50 - 200		
HVPS	669	V	550-900 constant		
DCPS	2515	mV	2500 ± 200		
RCCELL TEMP	50.3	°C	50 ± 1		
BOX TEMP	29.0	°C	5-40		
PMT TEMP	7.1	°C	7 ± 2.0		
SO <sub>2</sub> Span Conc	400	PPB	20-20,000		
SO <sub>2</sub> Slope	1.011	-	1.0 ± 0.3		
SO <sub>2</sub> Offset	22.2	mV	<250		
Stability at Zero	0.1	PPB	<0.2		
Stability at Span	0.2	PPB	0.5% of reading (above 50 ppb)		

Calibrated by : Adul Dangklom  
(Mr.Adul Dangklom)

Approved by : Peera Detudom  
(Mr.Peera Detudom)



บริษัท เอส.พี.เอส. คอนซัลติ้ง เซอร์วิส จำกัด  
S.P.S. CONSULTING SERVICE CO., LTD.  
7 ซอยพหลโยธิน 24 ถนนพหลโยธิน แขวงจอมพล เขตจตุจักร กรุงเทพฯ 10900  
7 Soi Phaholyothin 24, Phaholyothin Rd., Jompol, Chatuchak, Bangkok 10900  
Tel : (662) 939-4370-72, Fax : (662) 513-4221, E-mail : sale@spscon.com, www.spscon.com

CALIBRATION REPORT					
SO <sub>2</sub> FLUORESCENT ANALYZER					
DATE :	16 February 2025	BRAND :	API	MODEL :	100E
NO.	SO <sub>2</sub> -R09	SERIAL NO.	76		
Calibrator (Dilution System)					
Brand : API			Model : 700		
Last Cal. Date : 05 August 2024			Serial No. : 911		
Reference Standard Gas					
Standard Gas : Sulphur Dioxide (SO <sub>2</sub> )			Cylinder No. : A00814SK		
Certified Date : 21 June 2021			Expired Date : 21 June 2029		
Cylinder Conc. : 49.8 ppm					
CALIBRATING CONDITION					
Pressure	1011	mmbar	Temp.	24.6	°C
% RH	49				
CALIBRATION SETTING					
Span	Initial Reading (Before Adj.),PPB			Final Reading (After Adj.),PPB	
Set Point	Expected Concentration	Analyzer Response	%Dif	Analyzer Response	Slope
Zero	0	0.10	-	0	-
SO <sub>2</sub> Span	400.0	399.7	-0.075	400.0	1.008
API Model 100E SO <sub>2</sub> Analyzer Check list					
Test Values	Observed Value	Units	Nominal Range		
RANGE	500	PPB	0-500		
SAMPLE PRESS	28.4	in-Hg	25-35		
SAMPLE FLOW	657	cc/min	650 ± 10%		
PMT	103.1	mV	-20-150 with Zero Air		
UV LAMP	3020.4	mV	1000-4900		
STR. LGT	61.6	PPB	<100		
DRK PMT	63.1	mV	-50 - 200		
DRK LMP	57.9	mV	-50 - 200		
HVPS	674	V	550-900 constant		
DCPS	2527	mV	2500 ± 200		
RCCELL TEMP	50.1	°C	50 ± 1		
BOX TEMP	29.3	°C	5-40		
PMT TEMP	7.2	°C	7 ± 2.0		
SO <sub>2</sub> Span Conc	400	PPB	20-20,000		
SO <sub>2</sub> Slope	1.008	-	1.0 ± 0.3		
SO <sub>2</sub> Offset	22.0	mV	<250		
Stability at Zero	0.1	PPB	<0.2		
Stability at Span	0.2	PPB	0.5% of reading (above 50 ppb)		

Calibrated by : Adul Dangklom  
(Mr.Adul Dangklom)

Approved by : Peera Detudom  
(Mr.Peera Detudom)





บริษัท เอส.พี.เอส. คอนซัลติ้ง เซอร์วิส จำกัด  
S.P.S. CONSULTING SERVICE CO., LTD.  
7 ซอยพหลโยธิน 24 ถนนพหลโยธิน แขวงจอมพล เขตจตุจักร กรุงเทพฯ 10900  
7 Soi Phaholyothin 24, Phaholyothin Rd., Jompol, Chatuchak, Bangkok 10900  
Tel : (662) 939-4370-72, Fax : (662) 513-4221, E-mail : sale@spscon.com, www.spscon.com

CALIBRATION REPORT					
CHEMILUMINESCENT NO / NO <sub>2</sub> / NO <sub>x</sub> ANALYZER					
DATE :	16 February 2025	BRAND :	API	MODEL :	200A
NO.	NOX-B17	SERIAL NO.	1977		
Calibrator (Dilution System)					
Brand :	API		Model :	700	
Last Cal. Date :	05 August 2024		Serial No. :	911	
Reference Standard Gas					
Standard Gas :	Nitric Oxide (NO)		Cylinder No. :	A00726SV	
Certified Date :	05 January 2023	Expired Date :	05 January 2026	Cylinder Conc. :	48.8 ppm
CALIBRATING CONDITION					
Pressure	1011	mmbar	Temp.	24.6	°C
% RH 49					
CALIBRATION SETTING					
Span	Initial Reading (Before Adj.),PPB			Final Reading (After Adj.),PPB	
Set Point	Expected Concentration	Analyzer Response	%Dif	Analyzer Response	Slope
Zero	0	-0.10	-	0	-
NO Span	400	399.7	-0.075	400.0	1.006
NO <sub>x</sub> Span	400	400.1	0.025	400.0	1.009
API Model 200A NO <sub>x</sub> Analyzer Check List					
Test Values	Observed Value	Units	Nominal Range		
RANGE	500	PPB	500 standard		
STABILITY (Zero Gas)	0.1	PPB	< 2 with zero air		
SAMPLE FLOW	507	cc/min	500 ± 50		
OZONE FLOW	78	cc/min	80 ± 15		
PMT	103.4	mV	-20 - 150		
AZERO	94.2	mV	-20 - 150		
HVPS	673	V	420 - 900 constant		
RCCELL TEMP	50.2	°C	50 ± 1		
BOX TEMP	29.4	°C	8 - 48		
PMT TEMP	7.3	°C	7 ± 2		
MOLY TEMP	315.2	°C	315 ± 5		
RCCELL PRESS	8.5	IN-Hg-A	2 - 10 constant		
SAMPLE PRESS	28.7	IN-Hg-A	25 - 30 constant		
NO Span Conc	400	PPB	20 - 20,000		
NO <sub>x</sub> Span Conc	400	PPB	20 - 20,000		
NO Slope	1.006	-	1.0 ± 0.3		
NO <sub>x</sub> Slope	1.009	-	1.0 ± 0.3		
NO Offset	1.1	mV	-20 to +150		
NO <sub>x</sub> Offset	0.7	mV	-20 to 150		
Stability at Zero	0.1	PPB	< 0.2		
Stability at Span	0.2	PPB	< 2 ppb @ 400 ppb span gas		

Calibrated by : Adul Dangklom  
(Mr.Adul Dangklom)

Approved by : Mr. Peera Detudom  
(Mr.Peera Detudom)



บริษัท เอส.พี.เอส. คอนซัลติ้ง เซอร์วิส จำกัด  
S.P.S. CONSULTING SERVICE CO., LTD.  
7 ซอยพหลโยธิน 24 ถนนพหลโยธิน แขวงจอมพล เขตจตุจักร กรุงเทพฯ 10900  
7 Soi Phaholyothin 24, Phaholyothin Rd., Jompol, Chatuchak, Bangkok 10900  
Tel : (662) 939-4370-72, Fax : (662) 513-4221, E-mail : sale@spscon.com, www.spscon.com

CALIBRATION REPORT					
CHEMILUMINESCENT NO / NO <sub>2</sub> / NO <sub>x</sub> ANALYZER					
DATE :	16 February 2025	BRAND :	API	MODEL :	200E
NO.	NOX-B19	SERIAL NO.	353		
Calibrator (Dilution System)					
Brand :	API		Model :	700	
Last Cal. Date :	05 August 2024		Serial No. :	911	
Reference Standard Gas					
Standard Gas :	Nitric Oxide (NO)		Cylinder No. :	A00726SV	
Certified Date :	05 January 2023	Expired Date :	05 January 2026	Cylinder Conc. :	48.8 ppm
CALIBRATING CONDITION					
Pressure	1011	mmbar	Temp.	24.6	°C
% RH 49					
CALIBRATION SETTING					
Span	Initial Reading (Before Adj.),PPB			Final Reading (After Adj.),PPB	
Set Point	Expected Concentration	Analyzer Response	%Dif	Analyzer Response	Slope
Zero	0	0.10	-	0	-
NO Span	400	399.9	-0.025	400.0	1.009
NO <sub>x</sub> Span	400	400.2	0.050	400.0	1.012
API Model 200E NO <sub>x</sub> Analyzer Check List					
Test Values	Observed Value	Units	Nominal Range		
RANGE	500	PPB	500 standard		
STABILITY (Zero Gas)	0.1	PPB	< 2 with zero air		
SAMPLE FLOW	510	cc/min	500 ± 50		
OZONE FLOW	79	cc/min	80 ± 15		
PMT	103.1	mV	-20 - 150		
AZERO	93.9	mV	-20 - 150		
HVPS	672	V	420 - 900 constant		
RCCELL TEMP	50.4	°C	50 ± 1		
BOX TEMP	29.3	°C	8 - 48		
PMT TEMP	7.2	°C	7 ± 2		
MOLY TEMP	314.8	°C	315 ± 5		
RCCELL PRESS	8.2	IN-Hg-A	2 - 10 constant		
SAMPLE PRESS	28.4	IN-Hg-A	25 - 30 constant		
NO Span Conc	400	PPB	20 - 20,000		
NO <sub>x</sub> Span Conc	400	PPB	20 - 20,000		
NO Slope	1.009	-	1.0 ± 0.3		
NO <sub>x</sub> Slope	1.012	-	1.0 ± 0.3		
NO Offset	1.4	mV	-20 to +150		
NO <sub>x</sub> Offset	0.9	mV	-20 to 150		
Stability at Zero	0.1	PPB	< 0.2		
Stability at Span	0.2	PPB	< 2 ppb @ 400 ppb span gas		

Calibrated by : Adul Dangklom  
(Mr.Adul Dangklom)

Approved by : Mr. Peera Detudom  
(Mr.Peera Detudom)



บริษัท เอส.พี.เอส. คอนซัลติ้ง เซอร์วิส จำกัด  
S.P.S. CONSULTING SERVICE CO., LTD.  
7 ซอยพหลโยธิน 24 ถนนพหลโยธิน แขวงจอมพล เขตจตุจักร กรุงเทพฯ 10900  
7 Soi Phaholyothin 24, Phaholyothin Rd., Jompol, Chatuchak, Bangkok 10900  
Tel : (662) 939-4370-72, Fax : (662) 513-4221, E-mail : sale@spscon.com, www.spscon.com

CALIBRATION REPORT					
CHEMILUMINESCENT NO / NO <sub>2</sub> / NO <sub>x</sub> ANALYZER					
DATE :	16 February 2025	BRAND :	API	MODEL :	200E
NO.	NOX-R01	SERIAL NO.	769		
Calibrator (Dilution System)					
Brand	: API		Model	: 700	
Last Cal. Date	: 05 August 2024		Serial No.	: 911	
Reference Standard Gas					
Standard Gas	: Nitric Oxide (NO)		Cylinder No.	: A00726SV	
Certified Date	: 05 January 2023		Expired Date	: 05 January 2026	
Cylinder Conc.	: 48.8 ppm				
CALIBRATING CONDITION					
Pressure	1011	mmbar	Temp.	24.6	°C
% RH	49				
CALIBRATION SETTING					
Span	Initial Reading (Before Adj.),PPB			Final Reading (After Adj.),PPB	
Set Point	Expected Concentration	Analyzer Response	%Dif	Analyzer Response	Slope
Zero	0	0.11	-	0	-
NO Span	400	400.1	0.025	400.0	1.010
NO <sub>x</sub> Span	400	400.3	0.075	400.0	1.013
API Model 200E NO <sub>x</sub> Analyzer Check List					
Test Values	Observed Value	Units	Nominal Range		
RANGE	500	PPB	500 standard		
STABILITY (Zero Gas)	0.1	PPB	< 2 with zero air		
SAMPLE FLOW	504	cc/min	500 ± 50		
OZONE FLOW	78	cc/min	80 ± 15		
PMT	103.3	mV	-20 - 150		
AZERO	94.1	mV	-20 - 150		
HVPS	675	V	420 - 900 constant		
RCELL TEMP	50.0	°C	50 ± 1		
BOX TEMP	28.9	°C	8 - 48		
PMT TEMP	7.1	°C	7 ± 2		
MOLY TEMP	315.4	°C	315 ± 5		
RCELL PRESS	8.3	IN-Hg-A	2 - 10 constant		
SAMPLE PRESS	28.6	IN-Hg-A	25 - 30 constant		
NO Span Conc	400	PPB	20 - 20,000		
NO <sub>x</sub> Span Conc	400	PPB	20 - 20,000		
NO Slope	1.010	-	1.0 ± 0.3		
NO <sub>x</sub> Slope	1.013	-	1.0 ± 0.3		
NO Offset	1.5	mV	-20 to +150		
NO <sub>x</sub> Offset	0.9	mV	-20 to 150		
Stability at Zero	0.1	PPB	< 0.2		
Stability at Span	0.2	PPB	< 2 ppb @ 400 ppb span gas		

Calibrated by : Adul Dangklom  
(Mr.Adul Dangklom)

Approved by : Mr. Peera Detudom  
(Mr.Peera Detudom)



บริษัท เอส.พี.เอส. คอนซัลติ้ง เซอร์วิส จำกัด  
S.P.S. CONSULTING SERVICE CO., LTD.  
7 ซอยพหลโยธิน 24 ถนนพหลโยธิน แขวงจอมพล เขตจตุจักร กรุงเทพฯ 10900  
7 Soi Phaholyothin 24, Phaholyothin Rd., Jompol, Chatuchak, Bangkok 10900  
Tel : (662) 939-4370-72, Fax : (662) 513-4221, E-mail : sale@spscon.com, www.spscon.com

CALIBRATION REPORT					
CHEMILUMINESCENT NO / NO <sub>2</sub> / NO <sub>x</sub> ANALYZER					
DATE :	16 February 2025	BRAND :	API	MODEL :	200E
NO.	NOX-R11	SERIAL NO.	2621		
Calibrator (Dilution System)					
Brand	: API		Model	: 700	
Last Cal. Date	: 05 August 2024		Serial No.	: 911	
Reference Standard Gas					
Standard Gas	: Nitric Oxide (NO)		Cylinder No.	: A00726SV	
Certified Date	: 05 January 2023		Expired Date	: 05 January 2026	
Cylinder Conc.	: 48.8 ppm				
CALIBRATING CONDITION					
Pressure	1011	mmbar	Temp.	24.6	°C
% RH	49				
CALIBRATION SETTING					
Span	Initial Reading (Before Adj.),PPB			Final Reading (After Adj.),PPB	
Set Point	Expected Concentration	Analyzer Response	%Dif	Analyzer Response	Slope
Zero	0	-0.10	-	0	-
NO Span	400	399.6	-0.100	400.0	1.004
NO <sub>x</sub> Span	400	399.9	-0.025	400.0	1.008
API Model 200E NO <sub>x</sub> Analyzer Check List					
Test Values	Observed Value	Units	Nominal Range		
RANGE	500	PPB	500 standard		
STABILITY (Zero Gas)	0.1	PPB	< 2 with zero air		
SAMPLE FLOW	509	cc/min	500 ± 50		
OZONE FLOW	79	cc/min	80 ± 15		
PMT	103.2	mV	-20 - 150		
AZERO	94.0	mV	-20 - 150		
HVPS	671	V	420 - 900 constant		
RCELL TEMP	50.3	°C	50 ± 1		
BOX TEMP	29.2	°C	8 - 48		
PMT TEMP	7.4	°C	7 ± 2		
MOLY TEMP	314.9	°C	315 ± 5		
RCELL PRESS	8.4	IN-Hg-A	2 - 10 constant		
SAMPLE PRESS	28.7	IN-Hg-A	25 - 30 constant		
NO Span Conc	400	PPB	20 - 20,000		
NO <sub>x</sub> Span Conc	400	PPB	20 - 20,000		
NO Slope	1.004	-	1.0 ± 0.3		
NO <sub>x</sub> Slope	1.008	-	1.0 ± 0.3		
NO Offset	1.0	mV	-20 to +150		
NO <sub>x</sub> Offset	0.6	mV	-20 to 150		
Stability at Zero	0.1	PPB	< 0.2		
Stability at Span	0.2	PPB	< 2 ppb @ 400 ppb span gas		

Calibrated by : Adul Dangklom  
(Mr.Adul Dangklom)

Approved by : Mr. Peera Detudom  
(Mr.Peera Detudom)





MIRACLE INTERNATIONAL TECHNOLOGY CO.,LTD

214 Bangwaek Rd. Bangpai Bangkok 10160  
Tel.: 0-2865-4647-8 Fax: 0-2865-4649 http://www.mit.in.th



## CALIBRATION CERTIFICATE

Page 1 of 4

Certificate No. : L202412119-0001

Date Issued : 13-Dec-24

**Customer** : S.P.S. CONSULTING SERVICE CO., LTD.  
7 Soi Phaholyothin 24 Phaholyothin Road., Jompol, Chatuchak,  
Bangkok 10900

**Equipment** : Mass Flow meter

**Manufacturer** : Dwyer

**Model** : GMF-2101

**Serial No.** : -

**ID No./Tag No.** : MF01/51

**Date Received** : 11-Dec-24

**Date Calibrated** : 12-Dec-24

**Calibrated by** : Saruth Srichutikul

### Calibration Method or Calibration Procedure Used

In-house method : CP-34 by comparison against mass flow calibrator.

This certificate is traceable to national standards, which realize the units of measurement according to the International System of Units (SI).

### Result of Calibration

The reported uncertainty of measurement was based on standard uncertainty multiplied by a coverage factor  $k = 2$ , providing a level confidence approximately 95 percent.

This certificate may not be reproduced other than in full except with the prior written approval of the Miracle International Technology Company Limited.

Approved by:

Sarayuth T.  
(Sarayuth Tochua)



Certificate No. : L202412119-0001

**Ambient Temperature** :  $(25 \pm 2)^\circ\text{C}$

**Relative Humidity** :  $(50 \pm 15)\%\text{RH}$

**Capacity Range** : 17 ml/min

**Calibration Media** : Air

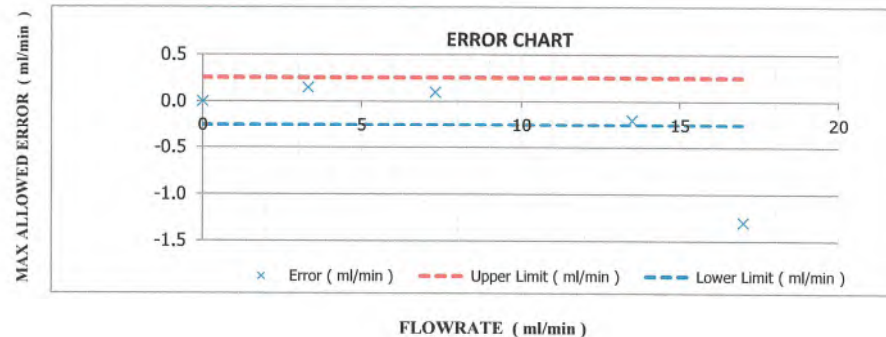
**Type** : Mass Flowmeter

**Unit Under Calibration Reference Condition** : Pressure 101.325 kPa(abs) ,  $21^\circ\text{C}$  , Nitrogen

### Before Adjustment

Temperature ( $^\circ\text{C}$ )	Pressure (kPa)	UUC Reading (ml/min)	STD Reading (ml/min)	Error (ml/min)	Uncertainty ( $\pm$ ml/min)
24.00	100.46	0.00	0.000 *	0.000	0.063
24.10	100.62	3.30	3.149	0.151	0.13
24.10	100.78	7.30	7.2	0.10	0.14
24.20	101.07	13.50	13.7	-0.20	0.15
24.20	101.30	17.00	18.3	-1.30	0.19

Error = Unit Under Calibration - Standard





Certificate No. : L202412119-0001

Ambient Temperature : (25 ± 2)°C

Relative Humidity : (50 ± 15)%RH

Capacity Range : 17 ml/min

Calibration Media : Air


Type : Mass Flowmeter

Unit Under Calibration Reference Condition : Pressure 101.325 kPa(abs) , 21 °C , Nitrogen

## After Adjustment

Temperature ( ° C )	Pressure ( kPa )	UUC Reading ( ml/min )	STD Reading ( ml/min )	Error ( ml/min )	Uncertainty ( ± ml/min )
24.00	100.45	0.00	0.000 *	0.000	0.063
24.10	100.62	3.30	3.170	0.130	0.13
24.10	100.78	7.30	7.2	0.10	0.14
24.20	101.01	13.50	13.6	-0.10	0.15
24.00	101.19	17.00	17.1	-0.10	0.18

Error = Unit Under Calibration - Standard



Certificate No. : L202412119-0001

Note : The actual flow rate is determined by the equation :

$$Q_{Meas} = Q_{Ref} \times \frac{P_{Ref}}{P_{Meas}} \times \frac{T_{Meas}}{T_{Ref}}$$

; Q = Flow rate

; P = Absolute pressure

; T = Absolute temperature

; Subscript "Meas" = Measurement condition

; Subscript "Ref" = Reference condition

Condition As-Received : Used Item

The measurement results and statements of conformity with specification only relate to the item calibrated.

## Traceability of Certificate :

The International System of Units (SI) through

NIMT Certificate No. MW-0047-24, MW-0048-24 for Gas Flow meter Serial No. M5209179B/M5209179A, Due 03-Jul-25

End of Certificate

## GC Clarus 600/680 Preventive Maintenance (PM)

<b>Company Name:</b>	<b>S.P.S. Consulting Service Co.,Ltd</b>		
<b>Address (Instrument Location):</b>	7 Soi Phaholyothin24 Phaholyothin Road, Jompol, Chatuchak, Bangkok, 10900.		
<b>Serial Number:</b>	680S14042502	<b>Service Tag:</b>	N68APSSFXP
<b>Customer Name (if applicable):</b>	Ms.Naruecha	<b>PM number:</b>	1 of 2
<b>Service Engineer Name:</b>	Monchai Kitcharoenkeat	<b>Service Order Number:</b>	WO-
<b>Date PM Performed: (DD-MMM-YYYY)</b>	22-Feb-2025	<b>Next PM Due Date: (DD-MMM-YYYY)</b>	22-Aug-2025

Part Number	Release	Publication Date	
TH09370070	C	August 2016	

### Scope

The purpose of this PM is to ensure the continued functionality of the Clarus 600 and Clarus 680 GC by inspecting and replacing any worn or damaged parts. This service should only be performed by a trained representative of PerkinElmer. The customer should save their method before the PM begins.

### General Instructions:

The customer must provide the engineer operational data to demonstrate recent instrument performance prior to starting the PM. Always check with the customer before making any changes that may affect the customer's analysis or calibration, including a current back-up of system software and/or data files. The completed document should be signed by an authorized PerkinElmer and customer representative and left with the customer. Update the PM sticker and instrument logbook as required.

### Copyright Information

This document contains proprietary information that is protected by copyright. All rights are reserved. No part of this publication may be reproduced in any form whatsoever or translated into any language without the prior, written permission of Perkin Elmer, Inc. **Copyright © 2013 PerkinElmer, Inc.**

### Trademarks

Registered names, trademarks, etc. used in this document, even when not specifically marked as such, are protected by law. PerkinElmer is a registered trademark of PerkinElmer, Inc. All other trademarks and registered trademarks not owned by PerkinElmer, Inc. or its subsidiaries that are depicted herein are the property of their respective owners. **Except as specifically set forth in its terms and conditions of sale, PerkinElmer makes no Warranty of any kind with regard to this document, including, but not limited to, the implied warranties of merchantability and fitness for a particular purpose.** PerkinElmer shall not be liable for incidental or consequential damages in connection with the furnishing or use of this document.

## Component List

Component / Specific Model	Serial #	Software Version	Configuration Notes
Clarus680	680S14042502	Totalchrom6.3.2	PSS, PSS, FID,
Clarus SQ8T	648N4050804	Turbomass 6.4	
AtomX	US14113002	Tekma AtomX	

## Parts Lists

Additional Tools Required for PM				
Part Number (if applicable)	Description	Quantity	Serial #	Calibration Due Date (MM/YY)
N/A				
Additional Reagents and Standards Required for PM				
Part Number (if applicable)	Description	Quantity	Batch/Lot #	Expiration Date (MM/YY)
N/A				

## Procedure Checklist

Use (✓) to check off those steps in the checklist that have been completed.

### 1. General:

- ☒ Review the instrument performance with the customer and document any recent problems.
- ☒ Check incoming AC line voltage for proper levels and grounding.
 

L-N	220	Volt
L-G	220	Volt
N-G	0.33	Volt

*\*Neutral to ground not more than 0.5 volts peak to peak*
- ☒ Inspect all gas line filters and traps; Replace if necessary with customer supplied spares.
 

Carrier gas	<input checked="" type="checkbox"/> Helium	<input type="checkbox"/> Nitrogen	<input type="checkbox"/> Hydrogen
Moisture level	<input checked="" type="checkbox"/> Good	<input type="checkbox"/> Need to replace	<input type="checkbox"/> Other _____
Detector gas	<input checked="" type="checkbox"/> Air Zero	<input checked="" type="checkbox"/> Hydrogen	<input type="checkbox"/> Nitrogen <input type="checkbox"/> Helium
Moisture level	<input checked="" type="checkbox"/> Good	<input type="checkbox"/> Need to replace	<input type="checkbox"/> Other _____
- ☒ Inspect the customer log book and make any appropriate PM entries.
- ☒ Leak check all fittings from the gas source to instrument.
 

Gas leakage	<input checked="" type="checkbox"/> Pass	<input type="checkbox"/> Fail	Comment _____
-------------	--	-------------------------------	---------------
- ☒ Perform general inspection of system for cleanliness.
- ☒ Inspect for functional and clean electronic cooling and oven vent fans
 

Electronic cooling fan	<input checked="" type="checkbox"/> Yes	<input type="checkbox"/> No
Oven cooling fan	<input checked="" type="checkbox"/> Yes	<input type="checkbox"/> No

### 2. Electronic :

- ☒ Check oven temperature. Calibrate if necessary.
 

Oven temperature set point	150 °C	<input checked="" type="checkbox"/> Pass	<input type="checkbox"/> Fail
----------------------------	--------	--	-------------------------------
- ☐ Check sub-ambient option. (If installed).
 

Oven temperature set point	5 °C	<input type="checkbox"/> Pass	<input type="checkbox"/> Fail
----------------------------	------	-------------------------------	-------------------------------
- ☒ Perform routine maintenance on detector/injector. Replace parts as necessary with customer supplied spares.

- ☒ Check flows, including split flows if applicable. Calibrate if necessary.
 

Carrier flow	Pass
Split flow	Pass
- ☒ Check detector gas flows and adjust if necessary.
 

Detector flow	Pass
---------------	------
- ☒ Autosampler installed ☒ Yes ☐ No
 

Check autosampler sensor for wear and replace if necessary.	
Vial sensor	Pass
Door sensor	Pass
Tower sensor	Pass
Plunger sensor	Pass
Elevator sensor	Pass
- ☒ Remove syringe, manually flush. Replace with customer supplied spare if necessary.
- ☒ Check firmware version. Upgrade to current levels if necessary.
 

Firmware version	6.5
------------------	-----
- ☒ Measure all accessible power supply voltages.
 

5 Volt	Pass
+15 Volt	Pass
-15 Volt	Pass
24 Volt	Pass
- ☒ Record all detector voltage signal.
 

Detector Channel A	1.12	mV.
Detector Channel B	NA	mV.

### 3. Diagnostics Tests:

- ☒ Run instrument diagnostics.
 

BRAM	Pass
EPROM	Pass
- ☒ Run Autosampler diagnostics.
 

BRAM	Pass
EPROM	Pass

### 4. Review:

- ☒ Review with the customer PM work performed.
- ☒ Review with the customer routine maintenance procedures.
- ☒ Discuss recommended customer-supplied materials to have on hand
- ☒ Attach PM sticker.
- ☒ Update Logbook.

## Additional Comments

Additional Comments Regarding the PM

## Review

<i>The preventive maintenance checks and if applicable performance tests for Clarus600/680 GC have been completed.</i>	
<i>This Clarus600/680 GC      Pass      the preventive maintenance.</i>	
<b>Review of Preventive Maintenance:</b>	
Authorized PerkinElmer Representative: Monchai Kitcharoenkeat	Date: 22-Feb-2025 (DD-MMM-YYYY)
Authorized Customer Representative: Ms.Naruecha	Date: 22-Feb-2025 (DD-MMM-YYYY)

## เอกสารแนบ 5-2

เอกสารสอบเทียบเครื่องมือการตรวจวัดคุณภาพอากาศจากปล่อง



บริษัท เอส.พี.เอส. คอนซัลติ้ง เซอร์วิส จำกัด  
S.P.S. CONSULTING SERVICE CO., LTD.  
7 ซอยพหลโยธิน 24 ถนนพหลโยธิน แขวงจอมพล เขตจตุจักร กรุงเทพฯ 10900  
7 Soi Phaholyothin 24, Phaholyothin Rd., Jompol, Chatuchak, Bangkok 10900  
Tel : (662) 939-4370-72, Fax : (662) 513-4221, E-mail : sale@spscon.com., www.spscon.com

## Console Calibration Report

Calibration Method

Critical Orifices

### Calibration Data

Console Data		Calibration Data		
No.	Serial No.	Date	y	$\Delta H_{\oplus}$ (mmH <sub>2</sub> O)
B01	1563	03/12/2024	0.999	49.77
B02	8002514	02/12/2024	0.997	49.92
B03	1503016	04/12/2024	0.996	49.68
B04	00006659	02/12/2024	0.998	49.59
B05	00007428	04/12/2024	0.996	49.73
R01	1561	05/12/2024	0.999	49.88
R02	8002513	03/12/2024	0.996	49.65
R03	1570	02/12/2024	1.002	50.04
R04	8002519	03/12/2024	0.997	49.45
R05	1503015	04/12/2024	1.003	49.98

Remark : Accept Value of y (test) is  $0.97 < y < 1.03$

Accept Value of  $\Delta H_{\oplus}$  (test) is  $46.7 \pm 6.4$  (mmH<sub>2</sub>O)

Calibrated by :

Adul Dangklom  
(Mr. Adul Dangklom)

Approved by :

Peera Detudom  
(Mr. Peera Detudom)





บริษัท เอส.พี.เอส. คอนซัลติ้ง เซอร์วิส จำกัด  
S.P.S. CONSULTING SERVICE CO., LTD.  
7 ซอยพหลโยธิน 24 ถนนพหลโยธิน แขวงจตุจักร กรุงเทพฯ 10900  
7 Soi Phaholyothin 24, Phaholyothin Rd., Jompol, Chatuchak, Bangkok 10900  
Tel : (662) 939-4370-72 Fax : (662) 513-4221 E-mail : sale@spscs.com, www.spscs.com

### Pitot Tube Calibration Report

Calibration Method

Standard Pitot Tube

#### Calibration Data

Pitot Tube Data			Calibration Data		
No.	Type of Pitot	Coefficient of Standard Pitot	Date	Avg. of Cp (test)	
				Side A	Side B
B03	S	0.99	03/02/2025	0.84	0.84
B04	S	0.99	04/02/2025	0.85	0.84
B05	S	0.99	04/02/2025	0.84	0.83
B07	S	0.99	04/02/2025	0.84	0.85
B08	S	0.99	05/02/2025	0.84	0.84
B09	S	0.99	03/02/2025	0.85	0.84
B11	S	0.99	03/02/2025	0.84	0.84
B16	S	0.99	05/02/2025	0.84	0.83
B18	S	0.99	05/02/2025	0.85	0.84
B19	S	0.99	04/02/2025	0.84	0.84
B21	S	0.99	04/02/2025	0.85	0.84
B24	S	0.99	04/02/2025	0.84	0.84
B27	S	0.99	05/02/2025	0.84	0.85
B30	S	0.99	05/02/2025	0.84	0.84
B31	S	0.99	05/02/2025	0.85	0.84
B33	S	0.99	05/02/2025	0.84	0.84
B35	S	0.99	03/02/2025	0.85	0.84

Remark : Accept value of Cp (test) is  $0.84 \pm 0.01$

Calibrated by :

Adul Dangklom  
(Mr. Adul Dangklom)

Approved by :

Peera Detudom  
(Mr. Peera Detudom)



บริษัท เอส.พี.เอส. คอนซัลติ้ง เซอร์วิส จำกัด  
S.P.S. CONSULTING SERVICE CO., LTD.  
7 ซอยพหลโยธิน 24 ถนนพหลโยธิน แขวงจตุจักร กรุงเทพฯ 10900  
7 Soi Phaholyothin 24, Phaholyothin Rd., Jompol, Chatuchak, Bangkok 10900  
Tel : (662) 939-4370-72 Fax : (662) 513-4221 E-mail : sale@spscs.com, www.spscs.com

### Pitot Tube Calibration Report

Calibration Method

Standard Pitot Tube

#### Calibration Data

Pitot Tube Data			Calibration Data		
No.	Type of Pitot	Coefficient of Standard Pitot	Date	Avg. of Cp (test)	
				Side A	Side B
B36	S	0.99	03/02/2025	0.84	0.83
B37	S	0.99	03/02/2025	0.85	0.84
B38	S	0.99	04/02/2025	0.84	0.85
B39	S	0.99	05/02/2025	0.84	0.83
B40	S	0.99	03/02/2025	0.84	0.84
B41	S	0.99	03/02/2025	0.84	0.84
B44	S	0.99	03/02/2025	0.85	0.84
B45	S	0.99	04/02/2025	0.84	0.83
B46	S	0.99	03/02/2025	0.84	0.84
B47	S	0.99	06/02/2025	0.84	0.85
B48	S	0.99	03/02/2025	0.84	0.84
B49	S	0.99	06/02/2025	0.85	0.84
B54	S	0.99	03/02/2025	0.84	0.84
B56	S	0.99	05/02/2025	0.84	0.84
B57	S	0.99	05/02/2025	0.85	0.84
B58	S	0.99	05/02/2025	0.84	0.85

Remark : Accept value of Cp (test) is  $0.84 \pm 0.01$

Calibrated by :

Adul Dangklom  
(Mr. Adul Dangklom)

Approved by :

Peera Detudom  
(Mr. Peera Detudom)



CERTIFICATE No : 24M2227  
REFERENCE No : 72448-1

PAGE : 1 OF 2

## Certificate of Calibration

EQUIPMENT : DIGITAL BALANCE

MANUFACTURER : METTLER TOLEDO

MODEL : XS105DU

SERIAL No : 1126422905

ID No : BA05/50

CONDITION AS RECEIVED : USED ITEM

SUBMITTED BY : S.P.S. CONSULTING SERVICE CO., LTD.  
7 SOI PHAHOLYOTHIN 24, PHAHOLYOTHIN RD.,  
JOMPOL, CHATUCHAK, BANGKOK 10900

CALIBRATED BY : ATSAWIN Y.

CALIBRATION DATE : 08-Mar-24

APPROVED BY : PONGSAK J.

ISSUED DATE : 14-Mar-24

RECEIVED DATE : 08-Mar-24



CERTIFICATE No : 24M2227

PAGE : 2 OF 2

## Calibration Report

EQUIPMENT : DIGITAL BALANCE MODEL : XS105DU

MANUFACTURER : METTLER TOLEDO S/N : 1126422905

ID No : BA05/50 RECEIVED DATE : 08-Mar-24

AIR PRESSURE : 1010mbar  $\pm$  1mbar CALIBRATION DATE : 08-Mar-24

AMBIENT TEMPERATURE : 25°C  $\pm$  1°C RELATIVE HUMIDITY : 53 %RH  $\pm$  10 % RH

## CONDITION OF THIS RESULTS OF CALIBRATION

1. THIS INSTRUMENT WAS CALIBRATED BY ACCORDING TO UKAS LAB 14 EDITION 6:2019 BY USING KNOWN WEIGHT STANDARD WEIGHT. THE BALANCE WAS NOT ADJUSTED BEFORE CALIBRATION. THE BALANCE HAS NO ZERO TRACKING FUNCTION. REPEATABILITY WAS MEASURED BY USING 10 REPEATED MEASUREMENTS. LINEARITY WAS MEASURED COVERING 10 POINTS, EVENLY SPREAD OVER THE RANGE. THE INSTRUMENT WAS SET ZERO BEFORE PERFORMING THE LINEARITY TEST. OFF-CENTER LOADING WAS MEASURED BY USING STANDARD WEIGHTS PLACED ON THE PAN AND MOVED TO VARIOUS POSITIONS ON THE PAN.

## 2. REFERENCE STANDARD INSTRUMENTS :-

INSTRUMENT	MODEL	SERIAL No	CERTIFICATE No	DUE DATE
1) STANDARD WEIGHT SET	E2	QK-I-151	M2302013S	02-Feb-25
2) STANDARD WEIGHT	E2	15843	M2302014S	02-Feb-25

3. THE CERTIFICATE IS VALID FOR THE ITEM CALIBRATED AS SHOWN ON THE DATE AND PLACE OF CALIBRATION ONLY.

4. THIS RESULT EXCLUDE LONG TERM STABILITY OF THE UNIT UNDER CALIBRATION.

5. THIS CERTIFICATE IS TRACEABLE TO THE INTERNATIONAL SYSTEM OF UNIT MAINTAINED AT:-

- NATIONAL INSTITUTE OF METROLOGY (THAILAND) THROUGH CENTRAL BUREAU OF WEIGHTS&MEASURES

## RESULT OF CALIBRATION :- WITHOUT ADJUSTMENT

1. ZERO SETTING FUNCTION : NORMAL

2. TARE FUNCTION : NORMAL

3. REPEATABILITY OF READING AT 200 g WAS 0.000055 g

4. DEPARTURE FROM NOMINAL VALUE/ LINEARITY

NOMINAL VALUE (g)	BALANCE READING (g)	CORRECTION (g)	UNCERTAINTY ( $\pm$ g)
0.00	0.00000	0.00000	0.000065
0.02	0.02001	-0.00001	0.000065
0.10	0.10002	-0.00002	0.000066
0.20	0.20001	-0.00001	0.000066
0.50	0.50001	-0.00001	0.000065
1.00	1.00003	-0.00003	0.000066
2.00	2.00001	-0.00001	0.000067
5.00	5.00001	-0.00001	0.000068
10.00	9.99994	0.00006	0.000070
20.00	20.00008	-0.00008	0.000078
50.00	50.0000	0.0000	0.00013
100.00	100.0001	-0.0001	0.00019
120.00	120.0001	-0.0001	0.00022

## 5. OFF CENTER LOADING ERROR



POINT	READING (g)
1	50.0000
2	50.0000
3	50.0000
4	50.0000
5	50.0000
OFF-CENTER LOADING	0.0000

NOTE: THIS CALIBRATION WAS CARRIED OUT AT THE CUSTOMER'S PLACE AT LABORATORY AREA  
THE REPORTED UNCERTAINTY OF MEASUREMENT WAS BASED ON A STANDARD UNCERTAINTY MULTIPLIED BY A  
COVERAGE FACTOR  $k=2$ , PROVIDING A LEVEL OF CONFIDENCE APPROXIMATELY 95%.

END OF CALIBRATION REPORT





# CALIBRATION LABORATORY Co., LTD.

2/10-11,14,55 Soi Prasert Manukit 29 Yaek 4, Prasert Manukit Rd., Ladphrao, Bangkok 10230  
Tel. 02-578-0353-4 Fax: 02-578-2672 www.cal-laboratory.com E-mail:sale@cal-laboratory.com



## CERTIFICATE OF CALIBRATION

### FOR

NOMENCLATURE : VACUUM GAUGE  
MANUFACTURER : HI-LIGHT  
MODEL / TYPE : N/A  
SERIAL NO. : N/A[64-220088-1]  
CLID. NO. : 212301419  
JOB CONTROL NO. : 240720076545  
CALIBRATION SERVICE : ☒ IN-LABORATORY ☐ ON-SITE

CUSTOMER : S.P.S. CONSULTING SERVICE CO., LTD.  
7 SOI PHAHOLYOTHIN 24 ROAD., JOMPOL,  
CHATUCHAK, BANGKOK 10900

DATE OF RECEIVED : 20 July 2024

DATE OF ISSUED : 23 July 2024

The report of calibration shall not be reproduced except in full without approval of the Calibration Laboratory Co., Ltd.

Calibrated By : Sittipong Pimdee  
Calibration Engineer

Approved By : Mongkol Yotsoontorn  
Authorized Signatory  
23 July 2024



This Calibration Certificate documents the traceability to national standards, which realize the units of measurement according to the International System of Units (SI)

Certificate No. Q24076545

F3-011-05/12-23

page 1 of 3




@clccalibration



# CALIBRATION LABORATORY Co., LTD.

2/10-11,14,55 Soi Prasert Manukit 29 Yaek 4, Prasert Manukit Rd., Ladphrao, Bangkok 10230  
Tel. 02-578-0353-4 Fax: 02-578-2672 www.cal-laboratory.com E-mail:sale@cal-laboratory.com



## REPORT OF CALIBRATION

### FOR

NOMENCLATURE : VACUUM GAUGE  
MANUFACTURER : HI-LIGHT  
MODEL / TYPE : N/A  
SERIAL NO. : N/A[64-220088-1]  
DATE OF CALIBRATION : 22 July 2024  
DUE DATE OF CALIBRATION : 22 July 2025

#### ENVIRONMENT CONDITIONS :

Temperature :  $(23 \pm 2) ^\circ\text{C}$

Relative Humidity :  $(55 \pm 10) \% \text{RH}$

#### PROCEDURE USED :

This instrument was calibrated under procedure No. CLC-CPPP-05 according to DKD-R 6-1 as calibration guidelines.

The calibration was performed by direct measurement with Document Process Calibrator and Pressure Module which maintained by the Calibration Laboratory Co., Ltd.

#### REFERENCE STANDARD USED :

Document Process Calibrator, Fluke Model 741B S/N. 8295020 with Pressure Module Model 700PD5 S/N. 89404505.

#### TRACEABILITY :

The measurements are traceable to International System of Units (SI), through National Institute of Metrology (Thailand).  
Certificate No. MP-0040-24, Due Date 08 February 2025.

#### UNCERTAINTY :

The reported uncertainty is based on a standard uncertainty multiplied by coverage factor of  $k = 2$ . It has been evaluated according to the "Calibration of Pressure Gauges (DKD-R 6-1)" which provides a level of confidence approximately 95%.

Certificate No. Q24076545

F3-011-05/12-23

page 2 of 3



@clccalibration



# CALIBRATION LABORATORY CO., LTD.

2/10-11,14,55 Soi Prasert Manukit 29 Yaek 4, Prasert Manukit Rd., Ladphrao, Bangkok 10230  
Tel. 02-578-0353-4 Fax: 02-578-2672 www.cal-laboratory.com E-mail:sale@cal-laboratory.com



## CONDITION OF CALIBRATION ITEM : RECEIVED IN GOOD OPERATIONAL CONDITION

### MEASUREMENT RESULTS : ( X ) without adjustment ( ) adjustment

The DUC was exercised by applying a known pressure from its zero to full scale 1 times. Then 2 series of known gauge pressure were applied. The STD reading were recorded and the means value were reported in the table below.

### CALIBRATION DATA

#### CORRECTION OF PRESSURE

DUC Test point ( inHg )	STD Reading ( kPa )		Conversion to inHg		Correction ( inHg )	
	Up	Down	Up	Down	Up	Down
0	0.00	0.00	0.0	0.0	0.0	0.0
-5	-15.58	-15.58	-4.6	-4.6	+0.4	+0.4
-10	-32.51	-32.84	-9.6	-9.7	+0.4	+0.3
-15	-49.44	-49.77	-14.6	-14.7	+0.4	+0.3
-20	-66.70	-66.70	-19.7	-19.7	+0.3	+0.3
-25	-83.63	-83.97	-24.7	-24.8	+0.3	+0.2
-30	-100.90	-100.90	-29.8	-29.8	+0.2	+0.2

Uncertainty of measurement  $\pm 0.2$  inHg

Transmitting fluid : Air.

Technical Note. Conversion factor 1 kPa ; 0.2953003 inHg

Note. The Scope of Accredited ANAB Certificate No. ACDM-2814 Version 012 Page 43 of 67

This report is valid for the above stated instrument/s only.

### End of Certificate ###

Certificate No. Q24076545

F3-011-05/12-23

page 3 of 3



@clccalibration

Cert. No. : SP24020

Pages 1 of 3

## Calibration Certificate

Equipment : UV-VIS SPECTROPHOTOMETER

Manufacturer : PERKINELMER

Model : LAMBDA 25

Serial No.: 501S14123010

ID No.: SP03/58

Calibration Mode : WAVELENGTH ACCURACY  
PHOTOMETRIC ACCURACY

Condition As Found : GOOD

Customer : S.P.S. CONSULTING SERVICE CO., LTD.  
7 SOI PHAHOLYOTHIN 24, PHAHOLYOTHIN ROAD,  
CHOMPHON, CHATUCHAK,  
BANGKOK 10900, THAILAND.

Location : WET CHEMISTRY LABORATORY IV

Ambient Temperature : ( 28.1 ± 5 ) °C

Relative Humidity : ( 47.2 ± 25 ) %

Received Date : 27 AUGUST 2024

Calibration Date : 27 AUGUST 2024

Date of Issue : 27 AUGUST 2024

Calibrated by : Nathakorn Pisutpaisan

Approved by :

*T. Petchurai*  
( Thanakul Petchurai )

Cert. No. : SP24020

Job No. : VC67SP0013

Pages : 2 of 3

### Calibration Method :

This instrument was calibrated by using on-site calibration procedure In-house method : CP-SP-01

The calibration procedure to direct measurement wavelength accuracy by using wavelength standard solution, Photometric accuracy by using absorbance standard filter and absorbance standard solution

The calibration procedure used was based on ASTM E275-01, ASTM E925-02

### Condition of this result of calibration :

#### 1. Certified reference materials

Material	Ref. type	Cell serial No.	Cert. No.	Due Date
Holmium liquid	RM-HL	29706	106864	01/11/2024
Didymium liquid	RM-DL	28912	106905	02/11/2024
Neutral density filter	RM-1N2N3N	13877	106918	03/11/2024
Potassium dichromate solutions	RM-0204060810	14204	106902	02/11/2024
Potassium Iodide solution	-	KI-0701-001	CI-0185-24	14/05/2026

#### 2. This result of calibration was found accurate as shown on date and place of calibration only.

#### 3. This certificate is traceable to the international system of unit maintained at :

3.1 The UK National Physical Laboratory (NPL)

3.2 The National Institute of Standards and Technology, NIST.

### Result of calibration : Wavelength Accuracy

(Without adjustment)

Material	Certified Values of Reference Material (nm)	UUC* Reading (nm)	Error (nm)	Uncertainty ± (nm)	k Factor
RM-HL	278.13	278.3	0.17	0.16	2.00
	361.25	361.4	0.15	0.16	2.00
	467.82	467.7	-0.12	0.16	2.00
	536.56	536.5	-0.06	0.16	2.00
	640.50	640.4	-0.10	0.16	2.00
RM-DL	740.09	739.9	-0.19	0.16	2.00
	864.94	865.2	0.26	0.16	2.00

UUC\* = Unit Under Calibration

*T. Petchurai*



**SITHIPORN ASSOCIATES CO., LTD.**  
**CALIBRATION LABORATORY**

451-451/1 Sirinthorn Road, Bangbunru, Bangplud, Bangkok, 10700 Thailand  
 Tel. +66 2433 8331 Email : calibration@sithiporn.com

**SITHIPORN**  
 associates



Cert. No. : SP24020  
 Job No. : VC67SP0013  
 Pages : 3 of 3

**Result of calibration : Photometric Accuracy**

(Without adjustment)

Material	Wavelength (nm)	Filter S/N	Nominal Absorbance (A)	Certified Absorbance (A)	UUC* Reading Absorbance (A)	Error (A)	Uncertainty ± (A)	k Factor
Neutral Density glass filter	440.0	29360	1.0	1.0517	1.0550	0.0033	0.0029	2.00
		29914	0.7	0.7445	0.7460	0.0015	0.0029	2.00
		29381	0.5	0.5416	0.5431	0.0015	0.0030	2.00
	546.1	29360	1.0	0.9821	0.9820	-0.0001	0.0028	2.00
		29914	0.7	0.6961	0.6958	-0.0003	0.0028	2.00
		29381	0.5	0.5073	0.5080	0.0007	0.0029	2.00
	590.0	29360	1.0	1.0222	1.0210	-0.0012	0.0028	2.00
		29914	0.7	0.7237	0.7221	-0.0016	0.0029	2.00
		29381	0.5	0.5361	0.5361	0.0000	0.0031	2.00
	635.0	29360	1.0	0.9753	0.9745	-0.0008	0.0028	2.00
		29914	0.7	0.6910	0.6900	-0.0010	0.0029	2.00
		29381	0.5	0.5211	0.5210	-0.0001	0.0032	2.00

Material	Wavelength (nm)	Solution (mg/l)	Certified Absorbance (A)	UUC* Reading Absorbance (A)	Error (A)	Uncertainty ± (A)	k Factor
RM-0204060810	235.0	20	0.2422	0.2418	-0.0004	0.0101	2.00
		40	0.4866	0.4852	-0.0014	0.0115	2.00
		60	0.7414	0.7389	-0.0025	0.0067	2.00
		80	0.9858	0.9842	-0.0016	0.0093	2.00
		100	1.2442	1.2414	-0.0028	0.0086	2.00

UUC\* = Unit Under Calibration

**Condition of this result of calibration : Spectrophotometer PERKINELMER Model Lambda 25 S/N 501S14123010**

Resolution of Wavelength Mode 0.1 nm

Resolution of Photometric Mode 0.0001 A

Parameter Setting

Measurement Mode Wavelength, Absorbance

Wavelength Scan 1100 nm-190 nm

Scanning Speed 7.5 nm/min

Data Pitch 0.1 nm

Band width(Wavelength) 1.0 nm

Band width(Vis) 1.0 nm

Band width(Uv) 1.0 nm

Stray Light** UUC* Reading at 220 nm	
Transmission T(%)	Absorbance(A)
0.0117	3.8659

\*\*Specific Acceptance :

Transmission  $\leq 1.0$  T(%), Absorbance  $\geq 2.0$  A

\*\*Stray light not TISI Accredited

The reported uncertainty is based on a standard uncertainty multiplied by a coverage factor  $k$ , providing a level of confidence of approximately 95%

End of Calibration Certificate

*Z. Petch*



บริษัท เอส.พี.เอส. คอนซัลติ้ง เซอร์วิส จำกัด

S.P.S. CONSULTING SERVICE CO., LTD.

7 ซอยพหลโยธิน 24 ถนนพหลโยธิน แขวงจตุจักร กรุงเทพฯ 10900  
7 Soi Phaholyothin 24, Phaholyothin Rd., Jompol, Chatuchak, Bangkok 10900  
Tel : (662) 939-4370-72, Fax : (662) 513-4221, E-mail : sale@spscon.com, www.spscon.com

Personal Pump Calibration Report

Calibration Method : Dry Cal Primary Flowmeter

Model : Defender 510-H

S/N : 136164

Environmental Conditions

Temperature 25 ± 3 °C  
Pressure 1010 ± 15 mmbar

Personal Pump Data					Calibration Data									
No.	Brand	Model	Serial No.	Date	Flow Rate (ml/min)						Value From Calibration Curve			
					Setting			Actual (Q std.)			y		R <sup>2</sup>	
					1	2	3	1	2	3				
B01	SKC	224-PCXR4	262101	03/01/2025	1,000	1,500	2,000	996	1,503	1,999	1.003x - 5.913	1.000		
B02	SKC	224-PCXR4	626166	03/01/2025	1,000	1,500	2,000	997	1,499	1,996	0.998x - 0.140	1.000		
B03	SKC	224-PCXR4	612968	06/01/2025	1,000	1,500	2,000	1,008	1,504	1,998	0.999x + 1.131	0.999		
B04	SKC	224-PCXR4	602804	06/01/2025	1,000	1,500	2,000	994	1,505	2,004	1.010x - 17.626	1.000		
B05	SKC	224-PCXR4	612693	07/01/2025	1,000	1,500	2,000	997	1,508	1,997	1.009x - 14.660	0.999		
B06	SKC	224-PCXR4	262188	07/01/2025	1,000	1,500	2,000	1,005	1,493	2,002	0.995x + 7.108	1.000		
B07	SKC	224-PCXR4	626262	07/01/2025	1,000	1,500	2,000	994	1,498	2,004	1.006x - 10.434	1.000		
B08	SKC	224-PCXR4	626100	03/01/2025	1,000	1,500	2,000	1,014	1,505	2,010	1.004x - 2.659	0.999		
B09	SKC	224-PCXR4	626479	06/01/2025	1,000	1,500	2,000	998	1,491	2,006	1.012x - 22.408	1.000		
B10	SKC	224-PCXR4	091950	06/01/2025	1,000	1,500	2,000	999	1,507	2,007	1.010x - 15.236	1.000		
B11	SKC	224-PCXR8	564315	06/01/2025	1,000	1,500	2,000	997	1,496	1,996	1.001x - 3.394	1.000		
B12	SKC	224-PCXR4	034656	07/01/2025	1,000	1,500	2,000	1,005	1,503	2,004	1.011x - 19.282	0.999		
B13	SKC	224-PCXR4	602073	07/01/2025	1,000	1,500	2,000	995	1,505	1,998	1.006x - 12.605	1.000		
B14	SKC	224-PCXR4	626313	03/01/2025	1,000	1,500	2,000	1,003	1,506	2,007	1.007x - 8.152	1.000		
B15	SKC	224-PCXR4	626474	06/01/2025	1,000	1,500	2,000	1,010	1,498	2,001	0.994x + 9.807	1.000		
B16	SKC	224-PCXR4	626477	06/01/2025	1,000	1,500	2,000	998	1,507	2,002	1.013x - 22.572	0.999		
B17	SKC	224-PCXR4	626860	06/01/2025	1,000	1,500	2,000	1,005	1,499	2,001	0.995x + 7.368	1.000		
B18	SKC	224-PCXR4	691484	06/01/2025	1,000	1,500	2,000	1,008	1,494	2,002	0.993x + 10.346	1.000		
B19	SKC	224-PCXR4	691599	06/01/2025	1,000	1,500	2,000	1,010	1,505	2,010	1.000x + 6.532	1.000		
B20	SKC	224-PCXR4	691587	07/01/2025	1,000	1,500	2,000	1,006	1,512	2,009	1.002x - 1.671	0.999		
B21	SKC	224-PCXR4	691531	07/01/2025	1,000	1,500	2,000	1,001	1,510	2,007	1.007x - 10.035	1.000		
B22	SKC	224-PCXR4	691654	07/01/2025	1,000	1,500	2,000	1,015	1,513	2,012	0.999x + 8.423	0.999		
B23	SKC	224-PCXR4	798393	07/01/2025	1,000	1,500	2,000	999	1,498	2,001	1.001x - 0.856	1.000		
B24	SKC	224-PCXR4	626363	06/01/2025	1,000	1,500	2,000	1,001	1,506	2,006	1.007x - 12.177	0.999		
B25	SKC	224-PCXR4	798489	06/01/2025	1,000	1,500	2,000	996	1,514	2,005	1.011x + 13.301	1.000		
B26	SKC	224-PCXR4	798479	03/01/2025	1,000	1,500	2,000	998	1,509	2,002	1.005x - 9.187	1.000		
B27	SKC	224-PCXR4	691673	03/01/2025	1,000	1,500	2,000	1,001	1,511	1,995	0.998x - 0.700	0.999		
B28	SKC	224-PCXR4	691570	03/01/2025	1,000	1,500	2,000	1,004	1,513	2,006	1.001x + 1.779	1.000		
B29	SKC	224-PCXR4	626472	03/01/2025	1,000	1,500	2,000	998	1,508	2,007	1.009x - 13.557	1.000		
B30	SKC	224-PCXR4	691489	03/01/2025	1,000	1,500	2,000	1,003	1,503	2,012	1.008x - 10.099	1.000		
B31	SKC	224-PCXR4	691509	06/01/2025	1,000	1,500	2,000	997	1,510	2,009	1.012x - 18.438	1.000		
B32	SKC	224-PCXR8	091567	06/01/2025	1,000	1,500	2,000	1,014	1,517	2,007	0.995x + 11.654	0.999		
B33	SKC	224-PCXR4	091756	06/01/2025	1,000	1,500	2,000	999	1,510	2,003	1.003x - 4.801	1.000		
B34	SKC	224-PCXR4	612962	07/01/2025	1,000	1,500	2,000	1,001	1,511	2,008	1.008x - 11.354	0.999		
B35	SKC	224-PCXR4	602682	07/01/2025	1,000	1,500	2,000	1,008	1,514	1,996	0.993x + 11.338	0.999		
B36	SKC	224-PCXR4	626164	07/01/2025	1,000	1,500	2,000	1,005	1,506	2,007	1.003x - 2.359	1.000		
B37	SKC	224-PCXR4	626256	07/01/2025	1,000	1,500	2,000	1,003	1,503	2,005	1.011x - 16.311	0.999		
B38	SKC	224-PCXR4	626167	03/01/2025	1,000	1,500	2,000	1,006	1,514	2,007	1.000x + 0.712	0.999		
B39	SKC	224-PCXR4	034637	06/01/2025	1,000	1,500	2,000	1,013	1,515	2,013	1.002x + 3.638	0.999		
B40	SKC	224-PCXR4	798349	07/01/2025	1,000	1,500	2,000	999	1,508	2,001	1.000x - 1.691	1.000		

Calibrated by :

Adul Dangklom  
(Mr. Adul Dangklom)

Approved by :

Peera Detudom  
(Mr. Peera Detudom)



บริษัท เอส.พี.เอส. คอนซัลติ้ง เซอร์วิส จำกัด

S.P.S. CONSULTING SERVICE CO., LTD.

7 ซอยพหลโยธิน 24 ถนนพหลโยธิน แขวงจตุจักร กรุงเทพฯ 10900  
7 Soi Phaholyothin 24, Phaholyothin Rd., Jompol, Chatuchak, Bangkok 10900  
Tel : (662) 939-4370-72, Fax : (662) 513-4221, E-mail : sale@spscon.com, www.spscon.com

Personal Pump Calibration Report

Calibration Method : Dry Cal Primary Flowmeter

Model : Defender 510-H

S/N : 136164

Environmental Conditions

Temperature 25 ± 3 °C  
Pressure 1010 ± 15 mmbar

Personal Pump Data				Calibration Data									
No.	Brand	Model	Serial No.	Date	Flow Rate (ml/min)						Value From Calibration Curve		
					Setting			Actual (Q std.)					
					1	2	3	1	2	3	y	R <sup>2</sup>	
B41	SKC	224-PCXR4	612669	07/01/2025	1,000	1,500	2,000	996	1,512	2,005	1.008x - 10.246	1.000	
B42	SKC	224-PCXR4	626041	07/01/2025	1,000	1,500	2,000	995	1,499	2,002	1.002x - 2.343	1.000	
B43	SKC	224-PCXR4	034636	03/01/2025	1,000	1,500	2,000	999	1,495	1,997	0.996x + 2.703	1.000	
B44	SKC	224-PCXR8	529541	03/01/2025	1,000	1,500	2,000	998	1,510	2,003	1.009x - 16.871	0.999	
B45	SKC	224-PCXR8	529594	03/01/2025	1,000	1,500	2,000	997	1,508	2,004	1.012x - 21.113	0.999	
B46	SKC	224-PCXR8	566743	03/01/2025	1,000	1,500	2,000	996	1,497	2,003	1.010x - 16.955	1.000	
B47	SKC	224-PCXR8	566747	03/01/2025	1,000	1,500	2,000	1,002	1,504	2,001	1.003x - 2.758	1.000	
B48	SKC	224-PCXR8	566753	03/01/2025	1,000	1,500	2,000	998	1,512	2,002	1.008x - 13.876	0.999	
B49	SKC	224-PCXR8	566780	03/01/2025	1,000	1,500	2,000	997	1,497	1,997	1.002x - 5.465	1.000	
B50	SKC	224-PCXR8	500400	03/01/2025	1,000	1,500	2,000	996	1,503	1,999	1.003x - 7.316	1.000	
B51	SKC	224-PCXR8	500363	06/01/2025	1,000	1,500	2,000	1,003	1,505	1,998	0.995x + 8.579	1.000	
B52	SKC	224-PCXR8	093186	06/01/2025	1,000	1,500	2,000	1,002	1,494	1,999	0.999x - 0.396	1.000	
B53	SKC	224-PCXR8	707670	07/01/2025	1,000	1,500	2,000	997	1,505	2,005	1.010x - 19.569	0.999	
B54	SKC	224-PCXR3	509821	07/01/2025	1,000	1,500	2,000	1,004	1,506	2,002	1.002x - 0.736	1.000	
B55	SKC	224-PCXR3	510710	07/01/2025	1,000	1,500	2,000	998	1,501	2,001	1.003x - 5.629	1.000	
B56	SKC	224-PCXR3	511450	07/01/2025	1,000	1,500	2,000	995	1,509	2,007	1.013x - 22.400	0.999	
B57	SKC	224-PCXR3	510798	07/01/2025	1,000	1,500	2,000	999	1,498	1,996	0.996x + 4.985	1.000	
B58	SKC	224-PCXR3	509852	06/01/2025	1,000	1,500	2,000	1,002	1,503	2,005	1.009x - 13.249	1.000	
B59	SKC	224-PCXR3	509862	06/01/2025	1,000	1,500	2,000	996	1,506	2,007	1.015x - 25.718	0.999	
B60	SKC	224-PCXR3	512655	06/01/2025	1,000	1,500	2,000	1,012	1,504	2,001	0.995x + 10.338	1.000	
B61	SKC	224-PCXR3	503915	03/01/2025	1,000	1,500	2,000	1,003	1,507	2,010	1.010x - 13.764	1.000	
B62	SKC	224-PCXR3	505975	03/01/2025	1,000	1,500	2,000	1,004	1,505	2,008	1.012x - 17.586	0.999	
B63	SKC	224-PCXR3	511432	03/01/2025	1,000	1,500	2,000	999	1,503	2,003	1.013x - 21.568	0.999	
B64	SKC	224-PCXR3	508302	06/01/2025	1,000	1,500	2,000	996	1,506	2,006	1.010x - 15.623	1.000	
B65	SKC	224-PCXR3	508310	06/01/2025	1,000	1,500	2,000	1,003	1,502	2,002	1.001x - 1.279	1.000	
B66	SKC	224-PCXR3	509861	06/01/2025	1,000	1,500	2,000	1,004	1,505	2,008	1.004x - 7.200	1.000	
B67	SKC	224-PCXR3	506295	06/01/2025	1,000	1,500	2,000	997	1,497	2,007	1.011x - 22.995	0.999	
B68	SKC	224-PCXR3	505872	07/01/2025	1,000	1,500	2,000	1,001	1,493	1,999	0.998x - 1.515	1.000	
B69	SKC	224-PCXR3	508375	07/01/2025	1,000	1,500	2,000	995	1,508	2,003	1.013x - 23.639	0.999	
B70	SKC	224-PCXR3	510623	07/01/2025	1,000	1,500	2,000	1,004	1,502	2,007	1.011x - 17.470	0.999	
B71	SKC	224-PCXR3	508367	06/01/2025	1,000	1,500	2,000	1,003	1,504	2,008	1.016x - 24.787	0.999	
B72	SKC	224-PCXR3	505977	06/01/2025	1,000	1,500	2,000	1,008	1,496	2,007	1.001x + 0.904	1.000	
B73	SKC	224-PCXR3	512606	06/01/2025	1,000	1,500	2,000	1,003	1,502	2,003	1.007x - 15.456	0.999	
B74	SKC	224-PCXR3	505993	06/01/2025	1,000	1,500	2,000	1,004	1,501	1,999	1.000x - 0.624	1.000	
B75	SKC	224-PCXR3	509820	06/01/2025	1,000	1,500	2,000	996	1,510	2,003	1.010x - 17.886	0.999	
B76	SKC	224-PCXR3	509811	07/01/2025	1,000	1,500	2,000	994	1,509	2,008	1.013x - 21.308	1.000	
B77	SKC	224-PCXR3	508301	07/01/2025	1,000	1,500	2,000	1,002	1,491	2,006	1.006x - 10.302	1.000	
B78	SKC	224-PCXR3	510677	07/01/2025	1,000	1,500	2,000	1,005	1,504	2,007	1.012x - 19.957	0.999	
B79	SKC	224-PCXR3	510920	06/01/2025	1,000	1,500	2,000	1,003	1,503	2,006	1.015x - 24.223	0.999	



บริษัท เอส.พี.เอส. คอนซัลติ้ง เซอร์วิส จำกัด

S.P.S. CONSULTING SERVICE CO., LTD.

7 ซอยพหลโยธิน 24 ถนนพหลโยธิน แขวงจอมพล เขตจตุจักร กรุงเทพฯ 10900

7 Soi Phaholyothin 24, Phaholyothin Rd., Jompol, Chatuchak, Bangkok 10900

Tel : (662) 939-4370-72, Fax : (662) 513-4221, E-mail : sale@spscs.com, www.spscs.com

Personal Pump Calibration Report

Calibration Method : Dry Cal Primary Flowmeter

Model : Defender 510-H

S/N : 136164

Environmental Conditions

Temperature : 25 ± 3 °C  
Pressure : 1010 ± 15 mmbar

Personal Pump Data

Calibration Data

No.	Brand	Model	Serial No.	Date	Flow Rate (ml/min)						Value From Calibration Curve	
					Setting			Actual (Q std.)				
					1	2	3	1	2	3	y	R <sup>2</sup>
880	SKC	224-PCXR3	504569	06/01/2025	1,000	1,500	2,000	999	1,497	2,011	1.009x - 11.282	1.000
881	SKC	224-PCXR3	503480	03/01/2025	1,000	1,500	2,000	1,004	1,505	2,008	1.010x - 16.107	0.999
882	SKC	224-PCXR3	505673	03/01/2025	1,000	1,500	2,000	995	1,509	2,005	1.014x - 24.323	0.999
883	SKC	224-PCXR3	510785	07/01/2025	1,000	1,500	2,000	999	1,506	1,998	0.998x + 5.669	1.000
884	SKC	224-PCXR3	508333	07/01/2025	1,000	1,500	2,000	993	1,492	2,004	1.009x - 21.129	1.000
885	SKC	224-PCXR3	505757	07/01/2025	1,000	1,500	2,000	1,005	1,503	2,008	1.007x - 9.639	1.000
886	SKC	224-PCXR3	512625	06/01/2025	1,000	1,500	2,000	996	1,495	2,001	1.005x - 11.406	1.000
887	SKC	224-PCXR3	504324	06/01/2025	1,000	1,500	2,000	997	1,498	1,999	1.004x - 12.097	1.000
888	SKC	224-PCXR3	508307	06/01/2025	1,000	1,500	2,000	994	1,502	1,994	0.999x - 1.619	1.000
889	SKC	224-PCXR3	509860	06/01/2025	1,000	1,500	2,000	995	1,507	2,003	1.008x - 14.844	1.000
890	SKC	224-PCXR3	508366	07/01/2025	1,000	1,500	2,000	997	1,496	1,995	0.999x - 1.143	1.000
891	SKC	224-PCXR3	510919	07/01/2025	1,000	1,500	2,000	1,005	1,503	2,012	1.008x - 11.670	0.999
892	SKC	224-PCXR3	510987	03/01/2025	1,000	1,500	2,000	999	1,494	2,010	1.013x - 24.882	0.999
893	SKC	224-PCXR3	509845	03/01/2025	1,000	1,500	2,000	997	1,507	1,998	1.002x - 3.102	1.000

Calibrated by :

Adul Dangklom  
(Mr. Adul Dangklom)

Approved by :

(Mr. Peera Detudom)





บริษัท เอส.พี.เอส. คอนซัลติ้ง เซอร์วิส จำกัด  
S.P.S. CONSULTING SERVICE CO., LTD.  
7 ซอยพหลโยธิน 24 ถนนพหลโยธิน แขวงจอมพล เขตจตุจักร กรุงเทพฯ 10900  
7 Soi Phaholyothin 24, Phaholyothin Rd., Jompol, Chatuchak, Bangkok 10900  
Tel : (662) 939-4370-72, Fax : (662) 513-4221, E-mail : sale@spscon.com, www.spscon.com

Personal Pump Calibration Report

Calibration Method : Dry Cal Primary Flowmeter

Model : Defender 510-H

S/N : 136833

Environmental Conditions

Temperature : 25 ± 3 °C  
Pressure : 1010 ± 15 mmbar

Personal Pump Data

Calibration Data

No.	Brand	Model	Serial No.	Date	Flow Rate (ml/min)						Value From Calibration Curve	
					Setting			Actual (Q std.)				
					1	2	3	1	2	3	y	R <sup>2</sup>
R01	SKC	224-PCXR4	602467	06/01/2025	1,000	1,500	2,000	996	1,508	2,002	1.011x - 20.041	0.999
R02	SKC	224-PCXR4	626450	03/01/2025	1,000	2,000	3,000	1,001	1,502	1,999	1.008x - 15.192	0.999
R03	SKC	224-PCXR4	691592	06/01/2025	1,000	1,500	2,000	1,002	1,501	2,003	1.002x - 1.783	1.000
R04	SKC	224-PCXR4	691672	06/01/2025	1,000	1,500	2,000	999	1,499	2,007	1.007x - 10.290	1.000
R05	SKC	224-PCXR4	798470	06/01/2025	1,000	1,500	2,000	1,003	1,502	2,004	1.006x - 13.257	0.999
R06	SKC	224-PCXR4	798456	03/01/2025	1,000	1,500	2,000	1,004	1,509	2,008	1.007x - 7.980	1.000
R07	SKC	224-PCXR4	798480	07/01/2025	1,000	1,500	2,000	998	1,511	2,016	1.018x - 26.801	0.999
R08	SKC	224-PCXR4	883215	07/01/2025	1,000	1,500	2,000	994	1,510	2,011	1.016x - 24.787	0.999
R09	SKC	224-PCXR4	034650	03/01/2025	1,000	1,500	2,000	1,002	1,498	2,003	1.006x - 5.905	1.000
R10	SKC	224-PCXR4	091765	03/01/2025	1,000	1,500	2,000	1,005	1,504	2,007	1.013x - 21.216	1.000
R11	SKC	224-PCXR4	091763	03/01/2025	1,000	1,500	2,000	1,003	1,503	2,009	1.017x - 27.421	0.999
R12	SKC	224-PCXR4	091568	03/01/2025	1,000	1,500	2,000	1,001	1,497	2,011	1.008x - 9.043	1.000
R13	SKC	224-PCXR4	091636	07/01/2025	1,000	1,500	2,000	1,002	1,506	2,006	1.010x - 17.347	0.999
R14	SKC	224-PCXR4	091764	07/01/2025	1,000	1,500	2,000	995	1,509	2,009	1.016x - 27.121	0.999
R15	SKC	224-PCXR8	529457	03/01/2025	1,000	1,500	2,000	1,000	1,506	1,998	0.998x + 6.229	1.000
R16	SKC	224-PCXR8	529643	03/01/2025	1,000	1,500	2,000	993	1,504	2,003	1.011x - 20.809	1.000
R17	SKC	224-PCXR8	529645	03/01/2025	1,000	1,500	2,000	1,003	1,503	2,008	1.009x - 12.157	1.000
R18	SKC	224-PCXR8	566756	03/01/2025	1,000	1,500	2,000	996	1,495	2,001	0.998x - 1.251	1.000
R19	SKC	224-PCXR8	566802	03/01/2025	1,000	1,500	2,000	999	1,498	1,999	1.003x - 10.418	1.000
R20	SKC	224-PCXR8	529089	07/01/2025	1,000	1,500	2,000	994	1,502	1,996	1.000x - 2.818	1.000
R21	SKC	224-PCXR8	665728	07/01/2025	1,000	1,500	2,000	999	1,507	2,004	1.008x + 14.204	1.000
R22	SKC	224-PCXR8	707444	07/01/2025	1,000	1,500	2,000	997	1,496	1,997	1.008x - 17.894	1.000
R23	SKC	224-PCXR8	761067	03/01/2025	1,000	1,500	2,000	1,005	1,503	2,011	1.007x - 10.071	0.999
R24	SKC	224-PCXR8	707893	06/01/2025	1,000	1,500	2,000	995	1,506	2,008	1.014x - 21.584	1.000
R25	SKC	224-PCXR8	761052	06/01/2025	1,000	1,500	2,000	999	1,494	2,012	1.010x - 15.128	1.000
R26	SKC	224-PCXR8	707956	06/01/2025	1,000	1,500	2,000	998	1,503	1,998	1.000x - 1.995	1.000
R27	SKC	224-PCXR8	707398	06/01/2025	1,000	1,500	2,000	997	1,506	1,999	1.008x - 16.975	0.999
R28	SKC	224-PCXR8	707481	03/01/2025	1,000	1,500	2,000	1,000	1,508	2,006	1.004x - 8.483	0.999
R29	SKC	224-PCXR8	707402	03/01/2025	1,000	1,500	2,000	999	1,506	2,005	1.009x - 15.919	1.000
R30	SKC	224-PCXR8	093811	03/01/2025	1,000	1,500	2,000	997	1,511	2,001	1.004x - 7.380	1.000
R31	SKC	224-PCXR8	093183	03/01/2025	1,000	1,500	2,000	998	1,506	1,998	1.001x - 4.701	1.000
R32	SKC	224-PCXR8	671950	07/01/2025	1,000	1,500	2,000	1,004	1,499	2,009	1.005x - 8.811	1.000
R33	SKC	224-PCXR4	626254	07/01/2025	1,000	1,500	2,000	1,003	1,504	2,010	1.008x + 11.562	1.000
R34	SKC	224-PCXR4	626131	07/01/2025	1,000	1,500	2,000	997	1,508	2,003	1.006x - 10.490	1.000
R35	SKC	224-PCXR8	707460	06/01/2025	1,000	1,500	2,000	996	1,504	1,997	1.004x - 13.077	0.999
R36	SKC	224-PCXR8	707446	06/01/2025	1,000	1,500	2,000	1,004	1,490	2,002	0.996x + 5.301	1.000
R37	SKC	224-PCXR8	707432	03/01/2025	1,000	1,500	2,000	995	1,496	2,001	1.007x - 12.737	1.000
R38	SKC	224-PCXR8	707349	03/01/2025	1,000	1,500	2,000	994	1,495	1,998	1.002x - 5.061	1.000
R39	SKC	224-PCXR8	761095	03/01/2025	1,000	1,500	2,000	998	1,504	2,010	1.013x - 18.994	1.000

Calibrated by :

Adul Dangklom  
(Mr. Adul Dangklom)

Approved by :

Peera Detudom  
(Mr. Peera Detudom)



บริษัท เอส.พี.เอส. คอนซัลติ้ง เซอร์วิส จำกัด  
S.P.S. CONSULTING SERVICE CO., LTD.  
7 ซอยพหลโยธิน 24 ถนนพหลโยธิน แขวงจอมพล เขตจตุจักร กรุงเทพฯ 10900  
7 Soi Phaholyothin 24, Phaholyothin Rd., Jompol, Chatuchak, Bangkok 10900  
Tel : (662) 939-4370-72, Fax : (662) 513-4221, E-mail : sale@spscon.com, www.spscon.com

Personal Pump Calibration Report

Calibration Method : Dry Cal Primary Flowmeter

Model : Defender 510-H

S/N : 136833

Environmental Conditions

Temperature : 25 ± 3 °C  
Pressure : 1010 ± 15 mmbar

Personal Pump Data

Calibration Data

No.	Brand	Model	Serial No.	Date	Flow Rate (ml/min)						Value From Calibration Curve	
					Setting			Actual (Q std.)				
					1	2	3	1	2	3	y	R <sup>2</sup>
R40	SKC	224-PCXR6	612753	06/01/2025	1,000	1,500	2,000	1,003	1,498	1,994	1.002x - 7.656	0.999
R41	SKC	224-PCXR4	626140	03/01/2025	1,000	1,500	2,000	998	1,493	2,010	1.010x - 14.928	1.000
R42	SKC	224-PCXR4	626463	07/01/2025	1,000	1,500	2,000	1,006	1,497	1,997	0.995x + 6.724	1.000
R43	SKC	224-PCXR6	626129	03/01/2025	1,000	1,500	2,000	997	1,506	1,998	1.009x - 17.135	0.999
R44	SKC	224-PCXR4	602753	06/01/2025	1,000	1,500	2,000	1,005	1,505	2,007	1.008x - 10.474	1.000
R45	SKC	224-PCXR4	626137	07/01/2025	1,000	1,500	2,000	998	1,503	1,999	1.000x - 1.915	1.000

Calibrated by :

Adul Dangklom  
(Mr. Adul Dangklom)

Approved by :

Peera Detudom  
(Mr. Peera Detudom)



บริษัท เอส.พี.เอส. คอนซัลติ้ง เซอร์วิส จำกัด  
S.P.S. CONSULTING SERVICE CO., LTD.  
7 ซอยพหลโยธิน 24 ถนนพหลโยธิน แขวงจอมพล เขตจตุจักร กรุงเทพฯ 10900  
7 Soi Phaholyothin 24, Phaholyothin Rd., Jompol, Chatuchak, Bangkok 10900  
Tel : (662) 939-4370-72, Fax : (662) 513-4221, E-mail : sale@spscn.com, www.spscn.com

Rotameter Calibration Report (For Personal Pump High Flow Adjust)

Calibration Method : Dry Cal Primary Flowmeter

Model : Defender 510-H

S/N : 136164

Calibration Data

Rotameter Data			Calibration Data								
No.	Brand	Model	Date	Flow Rate (ml/min)						Value From Calibration Curve	
				Flow Rate (Reading)			Actual (Q std.)			y	R <sup>2</sup>
				1	2	3	1	2	3		
H-801	Dwyer	VFB-65	03/01/2025	500	1,000	2,000	498.1	999.3	2001.2	0.997x + 4.404	1.000
H-802	Dwyer	VFB-65	06/01/2025	500	1,000	2,000	499.2	998.1	2012.5	1.003x - 8.556	0.999
H-803	Dwyer	VFB-65	03/01/2025	500	1,000	2,000	502.4	1002.9	2008.6	1.000x - 2.203	1.000
H-804	Dwyer	VFB-65	07/01/2025	500	1,000	2,000	501.7	997.4	1993.2	0.996x + 5.850	1.000
H-805	Dwyer	VFB-65	07/01/2025	500	1,000	2,000	500.9	994.7	1984.4	0.985x + 17.991	0.999
H-806	Dwyer	VFB-65	06/01/2025	500	1,000	2,000	502.5	997.1	1993.6	0.993x + 7.901	1.000
H-807	Dwyer	VFB-65	06/01/2025	500	1,000	2,000	501.4	998.8	2009.5	1.001x + 0.428	1.000
H-808	Dwyer	VFB-65	03/01/2025	500	1,000	2,000	500.9	999.4	1993.8	0.997x + 2.266	0.999
H-809	Dwyer	VFB-65	03/01/2025	500	1,000	2,000	502.3	1004.1	2009.7	0.996x + 11.111	1.000
H-810	Dwyer	VFB-65	03/01/2025	500	1,000	2,000	498.6	999.5	2010.3	1.001x - 0.553	0.999

Calibrated by :

Adul Dangklom  
(Mr. Adul Dangklom)

Approved by :

Peera Detudom  
(Mr. Peera Detudom)



บริษัท เอส.พี.เอส. คอนซัลติ้ง เซอร์วิส จำกัด  
S.P.S. CONSULTING SERVICE CO., LTD.  
7 ซอยพหลโยธิน 24 ถนนพหลโยธิน แขวงจอมพล เขตจตุจักร กรุงเทพฯ 10900  
7 Soi Phaholyothin 24, Phaholyothin Rd., Jompol, Chatuchak, Bangkok 10900  
Tel : (662) 939-4370-72, Fax : (662) 513-4221, E-mail : sale@spscn.com, www.spscn.com

Rotameter Calibration Report (For Personal Pump High Flow Adjust)

Calibration Method : Dry Cal Primary Flowmeter

Model : Defender 510-H

S/N : 136164

Calibration Data

Rotameter Data			Calibration Data								
No.	Brand	Model	Date	Flow Rate (ml/min)						Value From Calibration Curve	
				Flow Rate (Reading)			Actual (Q std.)			y	R <sup>2</sup>
				1	2	3	1	2	3		
H-801	Dwyer	VFB-65	07/01/2025	500	1,000	2,000	502.9	997.5	1992.8	1.000x - 0.381	0.999
H-802	Dwyer	VFB-65	06/01/2025	500	1,000	2,000	500.6	1001.4	1998.5	1.001x - 0.360	1.000
H-803	Dwyer	VFB-65	03/01/2025	500	1,000	2,000	502.8	998.3	2002.4	0.998x + 2.822	1.000
H-804	Dwyer	VFB-65	03/01/2025	500	1,000	2,000	498.4	998.1	2007.2	0.997x + 3.508	1.000
H-805	Dwyer	VFB-65	07/01/2025	500	1,000	2,000	500.8	995.2	1996.6	1.001x - 2.464	1.000
H-806	Dwyer	VFB-65	03/01/2025	500	1,000	2,000	502.0	997.4	1995.1	1.002x - 2.873	0.999

Calibrated by :

Adul Dangklom  
(Mr. Adul Dangklom)

Approved by :

Peera Detudom  
(Mr. Peera Detudom)





บริษัท เอส.พี.เอส. คอนซัลติ้ง เซอร์วิส จำกัด  
S.P.S. CONSULTING SERVICE CO., LTD.  
7 ซอยพหลโยธิน 24 ถนนพหลโยธิน แขวงจอมพล เขตจตุจักร กรุงเทพฯ 10900  
7 Soi Phaholyothin 24, Phaholyothin Rd., Jompol, Chatuchak, Bangkok 10900  
Tel : (662) 939-4370-72 Fax : (662) 513-4221 E-mail : sale@spscon.com, www.spscon.com

Rotameter Calibration Report (For Personal Pump Low Flow Adjust)

Calibration Method : Dry Cal Primary Flowmeter

Model : Defender 510-H

S/N : 136164

Rotameter Data			Calibration Data									
No.	Brand	Model	Date	Flow Rate (mL/min)						Value From Calibration Curve		
				Flow Rate (Reading)			Actual (Q std.)					
				1	2	3	1	2	3	y	R <sup>2</sup>	
L-801	Dwyer	VFA-21	03/01/2025	50	100	200	50.2	100.1	199.4	0.997x + 0.962	0.999	
L-802	Dwyer	VFA-21	06/01/2025	50	100	200	49.3	99.2	201.5	0.994x + 0.453	1.000	
L-803	Dwyer	VFA-21	03/01/2025	50	100	200	49.6	99.8	199.7	0.996x + 0.107	1.000	
L-804	Dwyer	VFA-21	07/01/2025	50	100	200	50.5	100.6	200.4	0.995x + 1.286	1.000	
L-805	Dwyer	VFA-21	07/01/2025	50	100	200	50.4	101.1	202.5	0.994x + 1.572	1.000	
L-806	Dwyer	VFA-21	06/01/2025	50	100	200	50.9	99.2	198.7	1.000x + 0.411	0.999	
L-807	Dwyer	VFA-21	06/01/2025	50	100	200	49.7	99.1	201.4	0.997x + 0.176	1.000	
L-808	Dwyer	VFA-21	03/01/2025	50	100	200	50.6	99.8	200.2	0.998x + 1.116	0.999	
L-809	Dwyer	VFA-21	03/01/2025	50	100	200	49.8	101.9	198.3	1.000x + 0.229	1.000	
L-810	Dwyer	VFA-21	03/01/2025	50	100	200	49.6	99.3	200.2	1.002x - 0.688	1.000	

Calibrated by :

Adul Dangklom  
(Mr. Adul Dangklom)

Approved by :

(Mr. Peera Detudom)



บริษัท เอส.พี.เอส. คอนซัลติ้ง เซอร์วิส จำกัด  
S.P.S. CONSULTING SERVICE CO., LTD.  
7 ซอยพหลโยธิน 24 ถนนพหลโยธิน แขวงจอมพล เขตจตุจักร กรุงเทพฯ 10900  
7 Soi Phaholyothin 24, Phaholyothin Rd., Jompol, Chatuchak, Bangkok 10900  
Tel : (662) 939-4370-72 Fax : (662) 513-4221 E-mail : sale@spscon.com, www.spscon.com

Rotameter Calibration Report (For Personal Pump Low Flow Adjust)

Calibration Method : Dry Cal Primary Flowmeter

Model : Defender 510-H

S/N : 136164

Calibration Data											
Rotameter Data			Calibration Data								
No.	Brand	Model	Date	Flow Rate (mL/min)						Value From Calibration Curve	
				Flow Rate (Reading)			Actual (Q std.)				
				1	2	3	1	2	3	y	R <sup>2</sup>
L-R01	Dwyer	VFA-21	07/01/2025	50	100	200	49.9	100.4	200.8	0.992x + 0.961	1.000
L-R02	Dwyer	VFA-21	06/01/2025	50	100	200	50.2	101.5	201.4	1.007x - 0.448	0.999
L-R03	Dwyer	VFA-21	03/01/2025	50	100	200	50.4	99.7	201.2	1.003x - 0.234	1.000
L-R04	Dwyer	VFA-21	03/01/2025	50	100	200	50.7	101.1	199.8	0.998x + 0.763	1.000
L-R05	Dwyer	VFA-21	07/01/2025	50	100	200	49.9	101.4	202.3	1.004x - 0.092	0.999
L-R06	Dwyer	VFA-21	06/01/2025	50	100	200	50.1	100.5	200.2	1.005x - 0.302	1.000

Calibrated by :

Adul Dangklom  
(Mr. Adul Dangklom)

Approved by :

(Mr. Peera Detudom)



บริษัท ไทยยูนิค จำกัด

THAI UNIQUE CO., LTD.

80-82 ถนนประชาธิปไตย แขวงบางขุนพรหม เขตพระนคร กรุงเทพฯ 10200  
80-82 Prachathipatai Rd., Bangkhunphrom, Pranakorn, Bangkok 10200

Tel. 0-2629-0191-6, 0-2280-1787, Fax. 0-2280-1788, E-mail : thawatt@thaiunique.com, Website : www.thaiunique.com

### GAS CHROMATOGRAPH TEST CERTIFICATION

Certificate No. : SV0824/22063

Instrument Type : Gas Chromatography

Model : CP-3800

Serial Number : 00734

Organization : S.P.S. Consulting Service Co., Ltd.

Address : 7 Phahonyothin Soi 24 Phahonyothin Rd. Ladyao Chatuchak Bangkok 10900

Date : 05/08/2024

#### ELECTRONIC TEST

CPU	<input checked="" type="checkbox"/> PASS	<input type="checkbox"/> FAIL
LCD TEST	<input checked="" type="checkbox"/> PASS	<input type="checkbox"/> FAIL
VENT TEST	<input checked="" type="checkbox"/> PASS	<input type="checkbox"/> FAIL
KEY ECHO TEST	<input checked="" type="checkbox"/> PASS	<input type="checkbox"/> FAIL
DESTRUCTION RAM TEST	<input checked="" type="checkbox"/> PASS	<input type="checkbox"/> FAIL

#### RUN CHROMATOGRAM TEST

DETECTOR : Flame Ionization Detector ( FID Channel Front)

INJECTOR : Capillary Injector Model 1079

#### GC CONDITION:

Column	80 °C hold 1 min., rate 20 °C/min. to 200 °C hold 1min.
Injector	220 °C
Detector	300 °C
Column flow	5 mL/min
Makeup flow	25 mL/min
Air flow	300 mL/min
Hydrogen flow	30 mL/min

Column:Capillary Column CP sil 5 CB 0.25 ID x 15 M

Sample: 1 µL Injection FID Test Sample 0.218 g/L C14,C15,C16 in hexane

SENSITIVITY TEST: C15. ( Area count ) = 156,955 Counts.



บริษัท ไทยยูนิค จำกัด

THAI UNIQUE CO., LTD.

80-82 ถนนประชาธิปไตย แขวงบางขุนพรหม เขตพระนคร กรุงเทพฯ 10200  
80-82 Prachathipatai Rd., Bangkhunphrom, Pranakorn, Bangkok 10200

Tel. 0-2629-0191-6, 0-2280-1787, Fax. 0-2280-1788, E-mail : thawatt@thaiunique.com, Website : www.thaiunique.com

#### Detector Sensitivity ( FID )

Detector Response	Result	Specification
Baseline Noise (µV)	2.85	≤ 50
Baseline Drift (%)	0.09	≤ 1
Sensitivity ( S/N for C15)	16,400	≥ 1,024

#### Temperature Specification

Temperature	Set	Result	Specification
Column Oven (° C)	80	80	± 5
Injector (° C)	220	220	± 5
Detector (° C)	300	300	± 5
Incubator (° C)	60	N/A	± 5

#### Relative Standard Deviation % ( % RSD)

Checkout Procedure	Result	Specification
Area C15 ( % )	1.71	≤ 5
Retention Time C15( % )	0	≤ 0.5

APPROVAL :

Signature: Suwarot.

Engineer : Suwarot Trikanut

Date : 05/08/2024



VARIAN

1/2

SERVICE DEPARTMENT  
FR-SV-029 Rev.04



VARIAN

2/2

SERVICE DEPARTMENT  
FR-SV-029 Rev.04



บริษัท ไทยยูนิค จำกัด

THAI UNIQUE CO., LTD.

80-82 ถนนประชาธิปไตย แขวงบางขุนพรหม เขตพระนคร กรุงเทพฯ 10200  
80-82 Prachathipatai Rd., Bangkhunphrom, Pranakorn, Bangkok 10200

Tel. 0-2629-0191-6, 0-2280-1787, Fax. 0-2280-1788, E-mail : thawatt@thaiunique.com, Website : www.thaiunique.com

#### Results Integrated System Testing

Checkout Procedure	FID
Detector Position	Front
Inlet Type	1079 Injector
C15 Area 1	157,309
C15 Area 2	159,359
C15 Area 3	157,349
C15 Area 4	152,379
C15 Area 5	158,379
C15 Area Average	156,955
* % RSD ( < 5 % )	1.71

\* The precision specification should be less than 2.0 % RSD \*\* ( Relative Standard Deviation ) for an Auto sampler injection and less than 5 % for Manual injections. To calculate the %RSD, select the C15 peak area for each of the five ( 5 ) samples.

\*\* (Relative Standard Deviation is determined by dividing the standard deviation by the average and multiplying by 100.)

$$\% \text{ RSD} = ( \text{std.dev} / \text{avg} ) * 100$$

Compliance	<input checked="" type="checkbox"/> Pass	<input type="checkbox"/> Fail
Performance by	Samarot.	
Date	05/08/2567	



Comments	-		
Reviewed by	Samarot P.	Date	05/08/2024



บริษัท ไทยยูนิค จำกัด

THAI UNIQUE CO., LTD.

80-82 ถนนประชาธิปไตย แขวงบางขุนพรหม เขตพระนคร กรุงเทพฯ 10200  
80-82 Prachathipatai Rd., Bangkhunphrom, Pranakorn, Bangkok 10200

Tel. 0-2629-0191-6, 0-2280-1787, Fax. 0-2280-1788, E-mail : thawatt@thaiunique.com, Website : www.thaiunique.com

#### Results Integrated System Testing

Checkout Procedure	FID
Detector Position	Front
Inlet Type	1079 Injector
C15 RT 1	4.128
C15 RT 2	4.128
C15 RT 3	4.128
C15 RT 4	4.128
C15 RT 5	4.128
C15 RT Average	4.128
* % RSD ( < 0.5 % )	0

\* The precision specification should be less than 0.5 % RSD \*\* ( Relative Standard Deviation ) for an Auto sampler injection and less than 0.5 % for Manual injections. To calculate the %RSD, select the RT C15 peak for each of the five ( 5 ) samples.

\*\* (Relative Standard Deviation is determined by dividing the standard deviation by the average and multiplying by 100.)

$$\% \text{ RSD} = ( \text{std.dev} / \text{avg} ) * 100$$

Compliance	<input checked="" type="checkbox"/> Pass	<input type="checkbox"/> Fail
Performance by	Samarot.	
Date	05/08/2024	



Comments	-		
Reviewed by	Samarot P.	Date	05/08/2024



VARIAN

1/1

SERVICE DEPARTMENT



VARIAN

1/1

SERVICE DEPARTMENT




Title :  
Run File : f:\ \sps2024\cal2024\baseline2024002.run  
Method File : D:\Method-GC\star C\Star\TU\cal0203\baseline FID.mth  
Sample ID : Baseline2024

Injection Date: 5/8/2567 14:01      Calculation Date: 5/8/2567 14:41

Operator : watsamon                      Detector Type: 3800 (10 Volts)  
Workstation: Local Disk                  Bus Address : 44  
Instrument :                              Sample Rate : 10.00 Hz  
Channel : Front = FID                   Run Time : 39.960 min

\*\* LC Workstation Version 6.20 \*\* 02511-7390-ae7-0265 \*\*

Chart Speed = 0.56 cm/min    Attenuation = 1                      Zero Offset = 10%  
Start Time = 0.000 min      End Time = 39.960 min    Min / Tick = 1.00



Title :  
Run File : f:\ \sps2024\cal2024\baseline2024002.run  
Method File : D:\Method-GC\star C\Star\TU\cal0203\baseline FID.mth  
Sample ID : Baseline2024

Injection Date: 5/8/2567 14:01      Calculation Date: 5/8/2567 14:41

Operator : suwarot                      Detector Type: 3800 (10 Volts)  
Workstation: Local Disk                  Bus Address : 44  
Instrument :                              Sample Rate : 10.00 Hz  
Channel : Front = FID                   Run Time : 39.960 min

\*\* LC Workstation Version 6.20 \*\* 02511-7390-ae7-0265 \*\*

Run Mode : Analysis  
Peak Measurement: Peak Area  
Calculation Type: External Standard

Peak No.	Peak Name	Result ()	Ret. Time (min)	Time Offset (min)	Area (counts)	Sep. Code	Width 1/2 (sec)	Status Codes
Totals:		0.0000		0.000	0			

Total Unidentified Counts : 0 counts  
Detected Peaks: 0                      Rejected Peaks: 0                      Identified Peaks: 0  
Multiplier: 1                      Divisor: 1                      Unidentified Peak Factor: 0  
Baseline Offset: -16 microVolts                      LSB: 1 microVolts  
Noise (used): 22 microVolts - monitored before this run  
Manual injection  
Data Handling: No peaks

\*\*\*\*\*


Title :  
Run File : f:\ \sps2024\cal2024\fid2024003.run  
Method File : d:\cafid2024003-front.mth  
Sample ID : FID2024

Injection Date: 5/8/2567 9:16      Calculation Date: 5/8/2567 9:26

Operator : suwarot      Detector Type: 3800 (10 Volts)  
Workstation: GC-LAB      Bus Address : 44  
Instrument :      Sample Rate : 10.00 Hz  
Channel : Front = FID      Run Time : 7.993 min

\*\* LC Workstation Version 6.20 \*\* 02511-7390-ae7-0265 \*\*

Chart Speed = 2.83 cm/min    Attenuation = 205    Zero Offset = 8%  
Start Time = 0.000 min    End Time = 7.993 min    Min / Tick = 1.00



Title :  
Run File : f:\ \sps2024\cal2024\fid2024003.run  
Method File : d:\fid2024003-front.mth  
Sample ID : FID2024

Injection Date: 5/8/2567 9:16      Calculation Date: 5/8/2567 9:26

Operator : suwarot      Detector Type: 3800 (10 Volts)  
Workstation: GC-LAB      Bus Address : 44  
Instrument :      Sample Rate : 10.00 Hz  
Channel : Front = FID      Run Time : 7.993 min

\*\* LC Workstation Version 6.20 \*\* 02511-7390-ae7-0265 \*\*

Run Mode : Analysis  
Peak Measurement: Peak Area  
Calculation Type: External Standard

Peak No.	Peak Name	Result ( )	Ret. Time (min)	Time Offset (min)	Area (counts)	Sep. Code	Width 1/2 (sec)	Status Codes
1	C14	54.1202	3.509	-0.005	163565	BB	2.1	C
2	C15	53.5241	4.118	-0.005	157309	BB	2.2	C
3	C16	52.2361	4.694	0.001	146804	BB	2.3	C
Totals:		159.8804		-0.009	1704289			

Status Codes:  
C - Out of calibration range

Total Unidentified Counts : 69332200 counts

Detected Peaks: 11      Rejected Peaks: 0      Identified Peaks: 3

Multiplier: 1      Divisor: 1      Unidentified Peak Factor: 0

Baseline Offset: -29 microVolts      LSB: 1 microVolts

Noise (used): 28 microVolts - monitored before this run

Manual injection

Calib. out of range; No Recovery Action Specified

\*\*\*\*\*

Sample ID: **fid std**

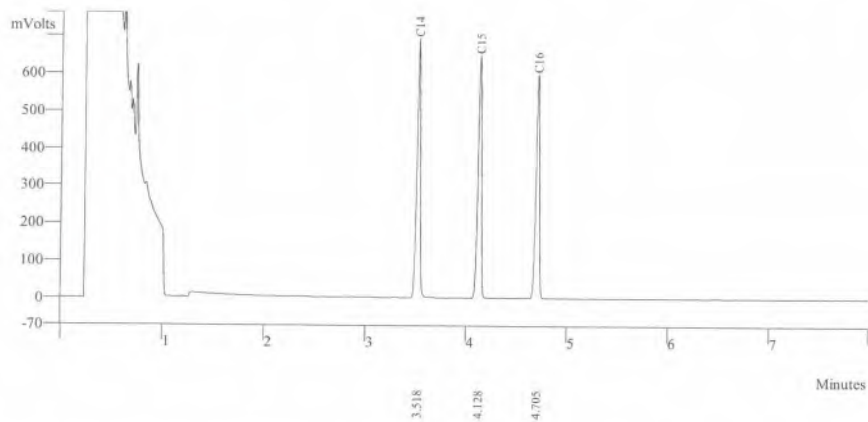
Operator (Inj): suwarot  
Injection Date: 05/08/2024  
Calc Date: 05/08/2024  
Run Time (min): 7.993  
Workstation: GC-LAB  
Instrument (Inj):



Run Mode: Analysis  
Peak Measurement: Peak Area  
Calculation Type: External Std.

c:\star\data\tu\cal2024\fid2024001.run

A = FID 10 V RESULTS



Peak No	Peak Name	Result ()	Ret Time (min)	Peak Area (counts)	Sep. Code	Width 1/2 (sec)
1	C14	152.6865	3.518	163565	BB	2.2
2	C15	147.1889	4.128	157309	BB	2.3
3	C16	138.7997	4.705	146804	BB	2.3
Totals		438.6751		467678		

Sample ID: **fid std**

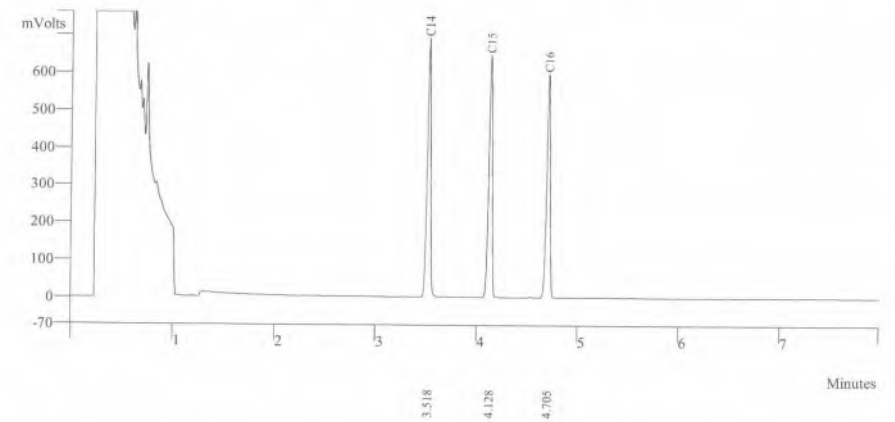
Operator (Inj): suwarot  
Injection Date: 05/08/2024  
Calc Date: 05/08/2024  
Run Time (min): 7.993  
Workstation: GC-LAB  
Instrument (Inj):



Run Mode: Analysis  
Peak Measurement: Peak Area  
Calculation Type: External Std.

c:\star\data\tu\cal2024\fid2024002.run

A = FID 10 V RESULTS



Peak No	Peak Name	Result ()	Ret Time (min)	Peak Area (counts)	Sep. Code	Width 1/2 (sec)
1	C14	152.6865	3.518	168565	BB	2.2
2	C15	137.1189	4.128	159359	BB	2.3
3	C16	128.7997	4.705	147834	BB	2.3
Totals		418.6042		475758		



Sample ID: fid std

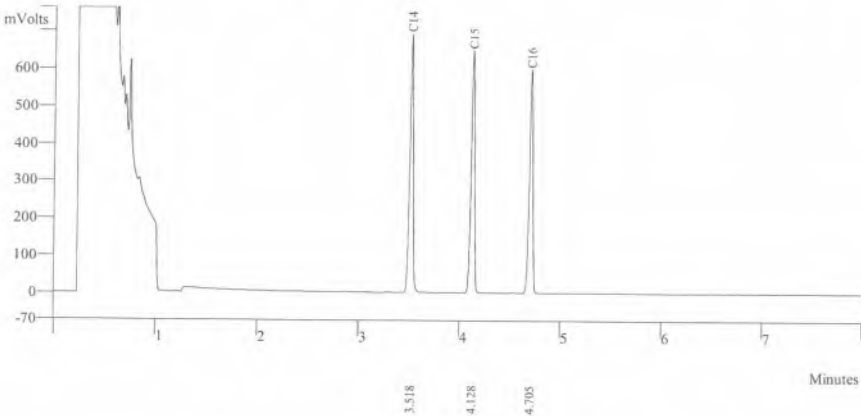
Operator (Inj): suwarot  
Injection Date: 05/08/2024  
Calc Date: 05/08/2024  
Run Time (min): 7.993  
Workstation: GC-LAB  
Instrument (Inj):



Run Mode: Analysis  
Peak Measurement: Peak Area  
Calculation Type: External Std.

c:\star\data\tu\cal2024\fid2024003.run

A = FID 10 V RESULTS



Peak No	Peak Name	Result ()	Ret Time (min)	Peak Area (counts)	Sep. Code	Width 1/2 (sec)
1	C14	152.7865	3.518	169535	BB	2.2
2	C15	197.1159	4.128	157349	BB	2.3
3	C16	128.5997	4.705	149834	BB	2.3
Totals		478.5021		476718		

Sample ID: fid std

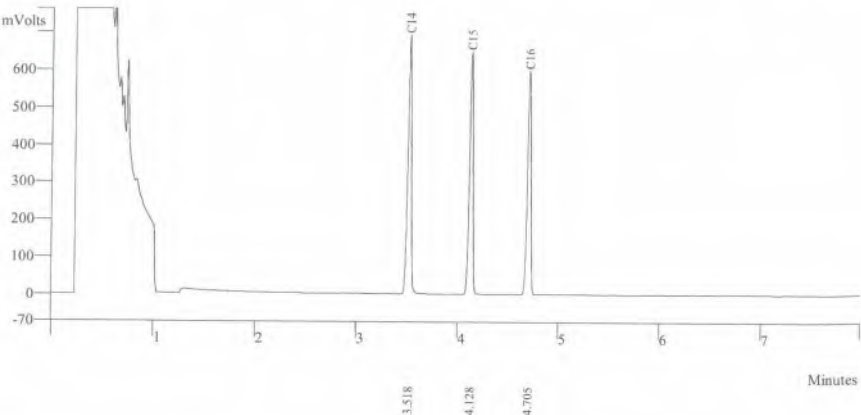
Operator (Inj): suwarot  
Injection Date: 05/08/2024  
Calc Date: 05/08/2024  
Run Time (min): 7.993  
Workstation: GC-LAB  
Instrument (Inj):



Run Mode: Analysis  
Peak Measurement: Peak Area  
Calculation Type: External Std.

c:\star\data\tu\cal2024\fid2024004.run

A = FID 10 V RESULTS



Peak No	Peak Name	Result ()	Ret Time (min)	Peak Area (counts)	Sep. Code	Width 1/2 (sec)
1	C14	162.7865	3.518	165521	BB	2.2
2	C15	157.1159	4.128	152379	BB	2.3
3	C16	138.5997	4.705	146834	BB	2.3
Totals		458.5021		464734		



Sample ID: **fid std**

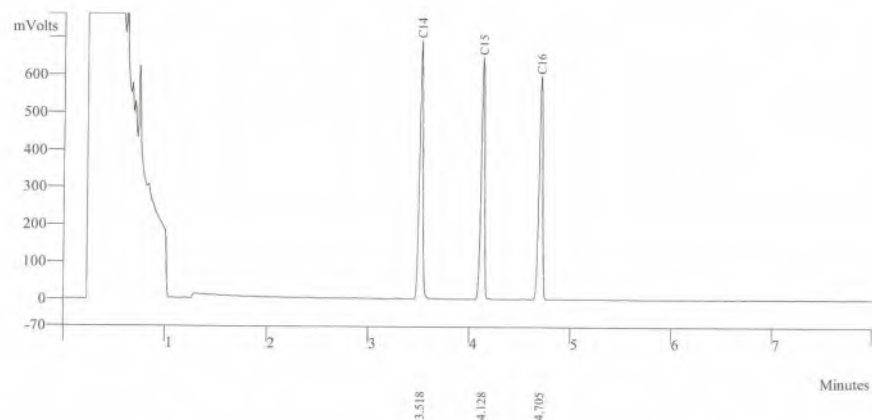
Operator (Inj): suwarot  
 Injection Date: 05/08/2024  
 Calc Date: 05/08/2024  
 Run Time (min): 7.993  
 Workstation: GC-LAB  
 Instrument (Inj):



Run Mode: Analysis  
 Peak Measurement: Peak Area  
 Calculation Type: External Std.

c:\star\data\tu\cal2024\fid2024005.run

A = FID 10 V RESULTS



Peak No	Peak Name	Result ()	Ret Time (min)	Peak Area (counts)	Sep. Code	Width 1/2 (sec)
1	C14	162.7965	3.518	164521	BB	2.2
2	C15	137.1159	4.128	158379	BB	2.3
3	C16	128.1947	4.705	149834	BB	2.3
Totals		428.1071		472734		



THAI UNIQUE CO.,LTD.

1 Of 1



## Certificate of Analysis

## FID-TCD Performance Evaluation Sample Kit

Agilent Part Number: 5080-8842, 18710-60170

Sample Lot Number: 0006750304

This analytical reference material was manufactured and verified in accordance with an ISO 9001 registered quality system, and the analyte concentrations were verified by an ISO 17025 accredited laboratory. The certified value for each analyte was determined gravimetrically.


<b>Concentrations:</b>		
n-tetradecane	0.218 g/L ( $\pm 0.5\%$ )	0.033 w/w %
n-pentadecane	0.218 g/L ( $\pm 0.5\%$ )	0.033 w/w %
n-hexadecane	0.218 g/L ( $\pm 0.5\%$ )	0.033 w/w %

Solvent: hexane

Calibrated Class A glassware and clean bottles were used in the manufacture of this standard. Balances used in the manufacture of this standard are calibrated with weights traceable to NIST in compliance with ANSI/NCSL Z-540-1 and ISO 9001.

<b>Purities:</b>	
n-tetradecane	99.6%
n-pentadecane	99%
n-hexadecane	99.5%
hexane	99%

Typical Analytical Spectrum or Chromatography  
 GC Chromatography – n-tetradecane, n-pentadecane, and n-hexadecane in hexane



Date of release: 30 June 2023

Date of expiration: 31 July 2025

*Monica Bourgeois*  
 Monica Bourgeois  
 QMS Representative



## Certificate of Calibration

Certificate No.: WK2312-031-1

Page 1 of 2

Customer : THAI UNIQUE CO., LTD.  
80-82 PRACHATHIPATAI RD., BANGKHUNPHROM,  
PRANAKORN, BANGKOK 10200

Instrument	: AMD Flow Meter	Ambient Temperature	: (23 ± 2) °C
Manufacturer	: Agilent Technologies	Humidity	: (50 ± 15) %RH
Model	: G6691A	Received Date	: 6-Dec-23
Serial No.	: MY16470347	Calibrated Date	: 7-Dec-23
Identity No.	: SV-DF-001	Issued Date	: 12-Dec-23
Range	: 0 ml/min to 750 ml/min	Calibrated Location	: In Lab
Resolution	: See to data		
Calibration Method	: CP-WK-M10		

Reference standard instruments :

Instrument	Serial No.	Certificate No.	Due Date	Traceability to
Flow Calibrator	140215-134	L202304114-001	18-Apr-25	MIT
Primary Flow Calibrator	1107-S	WK2305-049-5	22-May-24	WK Electric Co.,Ltd.

MIT : Miracle International Technology Co.,Ltd.

This result calibrate was found accurate as shown on date place of calibrate only

This certificate is traceability to the International System of Unit (SI)

The reported uncertainty of measurement was based on a standard uncertainty multiplied by a coverage factor k=2, providing a level of confidence approximately 95%

Calibrated by : Mr.Taywanat Hansuwankul

Approved by :

Ms. Budsagorn Patcha

Authorized Signatory

This certificate may not be reproduced except in full unless permission for the reproduction has been obtained in writing from the laboratory.

## Calibration Results

Certificate No. : WK2312-031-1

Page 2 of 2

Calibration Result of the Accuracy

Function : Flow Measurement  
Range : 0 ml/min to 750 ml/min  
Resolution : 0.01 / 0.1 / 1 ml/min

UUC Setting		STD Reading	Error	Uncertainty (±)	Tolerance Limit Values (ml/min)
Scale	ml/min				
0	0.00	0.00	0.00	3.3	-0.20 ~ 0.20
50	50.7	51.15	-0.45	3.3	48.80 ~ 51.20
300	300	300.4	-0.4	3.3	293.8 ~ 306.2
450	450	450.7	-0.7	3.3	440.8 ~ 459.2
550	550	549.5	0.5	3.3	533.5 ~ 566.5
650	650	649.3	0.7	3.3	630.5 ~ 669.5
700	700	699.2	0.8	3.3	679.0 ~ 721.0

(X) Without Adjustment ( ) After Adjustment

This certificate may not be reproduced except in full unless permission for the reproduction has been obtained in writing from the laboratory.

\*\*\*\* End of Certificate\*\*\*\*



**Measuretronix Limited**  
2425/2 Lat Phrao Road, Saphan Song  
Wangthonglang, Bangkok 10310, Thailand  
Phone : 0-2514-1000, 0-2514-1234  
Fax : 0-2514-0001, 0-2514-0003  
Website : www.measuretronix.com



## Certificate of Calibration

Certificate Number : LF24-0278  
Equipment : Thermometer  
Manufacturer : Fluke  
Model : 51  
Serial Number : 5910857  
Asset Number : 5910857  
Customer : Thai Unique Co., Ltd.  
80-82 Prachathipatai Road,  
Bangkhunphrom, Pranakorn,  
Bangkok 10200  
Date of Calibrate : 26-Jun-2024  
Date of Issue : 27-Jun-2024

*This calibration certificate documents the traceability to national standards, which realize the units of measurement according to the International System of Units (SI).*

*This calibration certificate applies only to the item identified and shall not be reproduced other than in full, without specific written approved by Measuretronix Cal-Lab. Calibration certificates without signature are not valid.*

*The measurements marked with an asterisk (\*) in this certificate are outside our range of accreditation. They have been included for completeness.*

*The Calibration interval (Cal.Due) is the responsibility of the end user.*

Calibrated by

*Nanthiya Ngampring*  
Mrs. Nanthiya Ngampring  
Metrology Technician

Approved by

*A B.*  
Mrs. Arunee Bamrungham  
Cal-Lab Manager

Certificate No. : LF24-0278

Model : 51

Serial No. : 5910857

Page 1 of 3



Measuretronix Limited

## Calibration Report

UUC : Fluke 51 Thermometer

Serial No. : 5910857

Asset No. : 5910857

Procedure : CP-LP-04:Rev.02

Note : Refer to Fluke 51,52 Operator's Manual Rev I 3/86, Oct 1985

Certificate No. : LF24-0278

Report data type : As-Found

Date of Calibrate : 26-Jun-2024

Date of Receive : 17-Jun-2024

Environment condition

Temperature : 23 °C ± 3 °C

Humidity : 50 %RH ± 20 %RH

Customer : Thai Unique Co., Ltd.

Address : 80-82 Prachathipatai Road,  
Bangkhunphrom, Pranakorn,  
Bangkok 10200

*Measuretronix Cal-Lab certifies that the above listed instrument meets or exceeds all specifications as stated in the referenced procedure (unless otherwise noted). The measurements are traceable to national or international measurement standards or accept fundamental or natural physical constants or have been derived by approved ratio techniques as state in the Standard Used below. The policies and procedures used comply with ISO/IEC 17025:2017.*

*This report applies only to the item identified and shall not be reproduced other than in full, without specific written approved by Measuretronix Cal-Lab.*

*The uncertainties shown are the expanded uncertainties, which calculated from the standard uncertainties multiplied by a coverage factor of  $k = 2$ , providing a measurement confidence level of approximately 95%.*

*No statement of compliance with specifications is made or implied on this certificate.*

Remark : The units of uncertainty values in this report are referred to the below details :

"Volt" or "V" for voltage, "Ampere" or "A" for current, "Ohm" or "Ω" for resistance, "Farad" or "F" for capacitance, "Hertz" or "Hz" for frequency, "deg C" or "°C" for degree Celsius, "deg F" or "°F" for degree Fahrenheit, etc.

### Standard Used

Serial/Asset	Description	Traceable	Cert.No.	Cal.Date	Due Date
6400011	Fluke 5500A Calibrator	NIMT	EE-0017-24	7-Mar-2024	6-Mar-2025

Certificate No. : LF24-0278

Model : 51

Serial No. : 5910857

Page 2 of 3



## Test Data

TEST	RANGE	Nominal Value	UUC Tol. (+/-)	Test Result	Error	Uncertainty (+/-)
THERMOCOUPLE MEASUREMENT CALIBRATION						
TYPE K THERMOCOUPLE						
1		-195.0 °C*	0.9 °C	-195.4 °C	-0.4 °C	0.27 °C
2		-100.0 °C	0.8 °C	-100.5 °C	-0.5 °C	0.21 °C
3		-50.0 °C	0.8 °C	-50.2 °C	-0.2 °C	0.21 °C
4		0.0 °C	0.7 °C	0.0 °C	0.0 °C	0.21 °C
5		100.0 °C	0.8 °C	100.1 °C	0.1 °C	0.21 °C
6		300.0 °C	1.0 °C	300.2 °C	0.2 °C	0.21 °C
7		500.0 °C	1.2 °C	500.1 °C	0.1 °C	0.21 °C
8		1365.0 °C	2.1 °C	1365.2 °C	0.2 °C	0.32 °C
TYPE J THERMOCOUPLE						
9		-195.0 °C*	1.0 °C	-194.4 °C	0.6 °C	0.22 °C
10		-100.0 °C	0.9 °C	-99.3 °C	0.7 °C	0.18 °C
11		-50.0 °C	0.9 °C	-49.4 °C	0.6 °C	0.18 °C
12		0.0 °C	0.8 °C	0.5 °C	0.5 °C	0.18 °C
13		100.0 °C	0.9 °C	100.4 °C	0.4 °C	0.18 °C
14		300.0 °C	1.1 °C	300.8 °C	0.8 °C	0.18 °C
15		755.0 °C	1.6 °C	755.3 °C	0.3 °C	0.18 °C

End of Calibration Report

# Certificate

It is hereby certified that

**Suwarot Trikainut**

Has successfully completed the Application Training for

**Basic Gas Chromatography and Sampler**

Training Contents were:

**Hardware Operation, Software Operation, Data analysis and**

**Troubleshooting : Model**

**CP-3800, 3900, 450-GC, 430-GC, 456-GC, 436-GC**

At Thai Unique Co., Ltd, Bangkok, Thailand

On 15<sup>th</sup> March, 2019



S. Pohtongkam

Service Manager

### เอกสารแนบ 5-3

เอกสารสอบเทียบเครื่องมือการตรวจวัดระดับเสียงในบรรยากาศ





THAILAND INSTITUTE OF SCIENTIFIC AND TECHNOLOGICAL RESEARCH (TISTR)

Request No. 21-67/0304

MTC No. EEL. BP. 109/0267

## CALIBRATION CERTIFICATE

Submitted by : S.P.S.Consulting Service Co.,Ltd.

Address : 7 Soi Phaholyothin 24, Phaholyothin Road, Jompol, Chatuchak, Bangkok 10900.

Calibrated at : Electrical and Electronic Standards Laboratory, Industrial Metrology and Testing Service Centre.  
Soi 1C, Bangpoo Industrial Estate, Sukhumvit Rd., Muang, Samutprakan 10280.

### Instrument Calibrated :

Description : Sound Calibrator

Manufacturer : ACO

Model : 2127

Serial No. : 130006

Standards used : 1. Digital Function Synthesizer NF Electronic DF-193A S/N 122037.

2. Measuring Amplifier Bruel&Kjaer 2636 S/N 1537484.

3. Programmable Attenuator Tamagawa TPA-303A S/N OF 2214.

4. Digital Multimeter Agilent 34401A S/N MY44005560.

5. Pressure Transmitter Vaisala PTB202AD S/N T0650001.

6. Audio Analyzer Keithley 2015-P S/N4106495.

7. Condenser Microphone B&K 4180 S/N 2889871.

### Ambient Environment

Temperature : (23 + 3) °C

Relative Humidity : (50 ± 15) %

Ambient Pressure : (101.325 ± 1.500) kPa

**Calibration Procedure:** CP-102-04 based on IEC 60942-2003; The sound pressure level generated by sound calibrator under test shall be measured by standard microphone using an insert voltage technique.

This instrument has been calibrated against standards maintained at Electrical and Electronic Standards Laboratory (EEL), which are traceable to the International System of Units through the National Institute of Metrology (Thailand).

The information on actual reading is attached herewith and the uncertainty limits quoted refer to the measured values only.

Date of Receipt : 22 Feb. 2024

Date of Calibration : 4 Mar. 2024

1 / 2

The results relate only to the items tested/calibrated or value assigned.

Advertising the Report/Certificate and publicity of the results except in full are prohibited unless written permission is obtained from the governor of TISTR.

FM.BL.MTC.002 Rev.4



THAILAND INSTITUTE OF SCIENTIFIC AND TECHNOLOGICAL RESEARCH (TISTR)

Request No. 21-67/0304

MTC No. EEL. BP. 109/0267

The reported expanded uncertainty is based upon a standard uncertainty multiplied by a coverage factor  $k = 2$ , providing a level of confidence of approximately 95%.

Nominal Output of Unit Under Test = 94 dB re 20μPa at 1000 Hz

Acoustic Output in dB re 20μPa, Corrected to Reference Conditions: 101.325 kPa, 23.0 °C and 50 %RH.

### 1. Sound Pressure Level

Standard Microphone Type	Measured Sound Pressure Level (dB)	Deviated value (dB)	Uncertainty (dB)	Tolerance limit IEC60942:2003 Class 2
1/2 inch Bruel&Kjaer 4180	93.85	-0.15	± 0.10	±0.75 dB

### 2. Frequency

Standard Microphone Type	Measured Frequency (Hz)	Deviated value (Hz)	Uncertainty (Hz)	Tolerance limit IEC60942:2003 Class 2
1/2 inch Bruel&Kjaer 4180	999.9	-0.1	± 1.5	±2.0%

### 3. Total Distortion

Standard Microphone Type	Measured Total Distortion (%)	Uncertainty (%)	Tolerance limit IEC60942:2003 Class 2
1/2 inch Bruel&Kjaer 4180	1.65	± 0.50	±4.0%

Note : 1. No adjustment.

2. The calibrator pressure correction was not included.

3. The microphone volume correction was not included.

Calibrated by :

(Mr. Weerachai Deechaiyae)

Approved by :

(Mr. Prawate Kluaypa)

Director

Electrical and Electronic Standards Laboratory

Industrial Metrology and Testing Service Centre

Date of Calibration : 4 Mar. 2024

Date of Issue : 5 Mar. 2024

Ref : 201126702200795001

End of Certificate

2 / 2

The results relate only to the items tested/calibrated or value assigned.

Advertising the Report/Certificate and publicity of the results except in full are prohibited unless written permission is obtained from the governor of TISTR.

FM.BL.MTC.002 Rev.4

Head Office  
35 Mu 3 Tambon Khlong Ha, Amphoe Khlong Luang,  
Changwat Pathumthani 12120, Thailand  
Tel. (66) 0 2577 9000  
Fax. (66) 0 2577 9009  
E-mail : rumpai@tistr.or.th Website:www.tistr.or.th

Office/Laboratory  
Soi 1C, Bangpoo Industrial Estate, Sukhumvit Road,  
Amphoe Muang, Changwat Samutprakan 10280, Thailand  
Tel. (66) 0 2323 1672-80 ext. 115, 116  
Fax. (66) 0 2323 9165  
E-mail : mtc@tistr.or.th

Office  
196 Phahonyothin Road, Chatuchak, Bangkok 10900,  
Thailand  
Tel. (66) 0 2579 1121-30 ext. 5219, 5225, 5217  
Fax. (66) 0 2579 8592  
E-mail : sumalee@tistr.or.th

Head Office  
35 Mu 3 Tambon Khlong Ha, Amphoe Khlong Luang,  
Changwat Pathumthani 12120, Thailand  
Tel. (66) 0 2577 9000  
Fax. (66) 0 2577 9009  
E-mail : rumpai@tistr.or.th Website:www.tistr.or.th

Office/Laboratory  
Soi 1C, Bangpoo Industrial Estate, Sukhumvit Road,  
Amphoe Muang, Changwat Samutprakan 10280, Thailand  
Tel. (66) 0 2323 1672-80 ext. 115, 116  
Fax. (66) 0 2323 9165  
E-mail : mtc@tistr.or.th

Office  
196 Phahonyothin Road, Chatuchak, Bangkok 10900,  
Thailand  
Tel. (66) 0 2579 1121-30 ext. 5219, 5225, 5217  
Fax. (66) 0 2579 8592  
E-mail : sumalee@tistr.or.th



บริษัท เอส.พี.เอส. คอนซัลติ้ง เซอร์วิส จำกัด  
S.P.S. CONSULTING SERVICE CO., LTD.  
7 ซอยพหลโยธิน 24 ถนนพหลโยธิน แขวงจอมพล เขตจตุจักร กรุงเทพฯ 10900  
7 Soi Phaholyothin 24, Phaholyothin Rd., Jompol, Chatuchak, Bangkok 10900  
Tel : (662) 939-4370-72, Fax : (662) 513-4221, E-mail : sale@spscon.com, www.spscon.com

Noise R\_110/25

## Sound Level Meter Calibration Report

### Acoustic Calibrator Data

Brand	ACO	Number	AC 03/56
Model	2127	Serial No.	130006
Calibration Range	94 dB, 1000 Hz	Last Calibration	04 March 2024
		Due Date	04 March 2025

### Calibration Data

Sound Level Meter Data				Calibration Data		
SLM No.	Brand	Model	Serial No.	Date	Actual Reading [dB]	
					Before Adjustment	After Adjustment
ACO-R02	ACO	6236	00132029	16 February 2025	93.9	93.9
ACO-R03	ACO	6236	00132031	16 February 2025	93.9	93.9
Acoustic Certified Value : Thailand Institute of Scientific and Technological Research (TISTR)					93.85 ± 0.10 dB	

Calibrated by :

Adul Dangklom  
(Mr.Adul Dangklom )

Approved by :

(Mr. Peera Detudom)

## เอกสารแนบ 5-4

เอกสารสอบเทียบเครื่องมือการตรวจวิเคราะห์คุณภาพน้ำทิ้ง





QUALITY CALIBRATION CO., LTD.  
235 Petchkasem 63/2 Road, Laksong, Bangkac, Bangkok 10160  
Tel (662) 421-5402, (662) 444-0152-3, Fax (662) 809-4584



CERTIFICATE No : 24E6416  
REFERENCE No : 73694-I

PAGE : 1 OF 3

### Certificate of Calibration

EQUIPMENT : pH METER  
MANUFACTURER : HANNA  
MODEL : HI 3512  
SERIAL No : TH118035  
ID No : pH 04/56  
CONDITION AS RECEIVED : USED ITEM  
SUBMITTED BY : S.P.S. CONSULTING SERVICE CO., LTD.  
7 SOI PHAHOLYOTHIN 24, PHAHOLYOTHIN RD.,  
JOMPOL, CHATUCHAK, BANGKOK 10900

CALIBRATED BY : ATSAWIN Y.  
CALIBRATION DATE : 27-Jun-24

APPROVED BY : PONGSAK J.

ISSUED DATE : 27-Jun-24

RECEIVED DATE : 24-Jun-24

THIS CERTIFICATE MAY NOT BE REPRODUCED OTHER THAN IN FULL EXCEPT WITH THE PRIOR WRITTEN APPROVAL OF  
QUALITY CALIBRATION CO., LTD.



QUALITY CALIBRATION CO., LTD.  
235 Petchkasem 63/2 Road, Laksong, Bangkac, Bangkok 10160  
Tel (662) 421-5402, (662) 444-0152-3, Fax (662) 809-4584

CERTIFICATE No : 24E6416

PAGE : 2 OF 3

### Calibration Report

EQUIPMENT : pH METER  
MANUFACTURER : HANNA  
ID No : pH 04/56  
RECEIVED DATE : 24-Jun-24  
AMBIENT TEMPERATURE : 23 °C ± 3 °C  
MODEL : HI 3512  
SERIAL NUMBER : TH118035  
CALIBRATION DATE : 27-Jun-24  
RELATIVE HUMIDITY : 50 % RH ± 10% RH

#### CONDITION OF THIS RESULTS OF CALIBRATION

1. THIS INSTRUMENT WAS CALIBRATED BY DIRECT MEASUREMENT METHOD BASED ON WI-TQ-062 AND WI-TQ-063. THE DISPLAY UNIT WAS TESTED BY GENERATING STANDARD VOLTAGE TO THE UNIT AND READING THE VALUE COMPARED WITH THE CALCULATED VALUE. THE DISPLAY AND ELECTROD WAS CALIBRATED BY USING STANDARD pH BUFFER
2. REFERENCE STANDARD INSTRUMENTS :-

INSTRUMENT	MODEL	SERIAL No/ LOT No	CERTIFICATE No	DUE DATE
1) pH STANDARD SOLUTION	00651-06	CC784945	4880-14413915	24-Aug-25
2) pH STANDARD SOLUTION	00651-08	CC785578	4881-14430633	31-Aug-25
3) pH STANDARD SOLUTION	00651-10	CC787086	4882-14483317	21-Sep-25
4) PROCESS CALIBRATOR	CA150	91S6079	24E1251	09-Apr-25
5) BATH	260014	1247 48074	23T9014	13-Sep-24
6) THERMOMETER WITH PROBE	421504	55000379	23T9623	13-Sep-24

3. THE CERTIFICATE IS VALID FOR THE ITEM CALIBRATED AS SHOWN ON THE DATE AND PLACE OF CALIBRATION ONLY.
4. THIS RESULT EXCLUDE LONG TERM STABILITY OF THE UNIT UNDER CALIBRATION.
5. THIS CERTIFICATE IS TRACEABLE TO SI UNIT MAINTAINED AT :-
  - NATIONAL INSTITUTE OF STANDARD AND TECHNOLOGY, USA.
  - NATIONAL INSTITUTE OF METROLOGY (THAILAND)

#### RESULT OF CALIBRATION : ADJUSTMENT

##### 1. DISPLAY UNIT ONLY

SLOPE FACTOR k = 2.303 RT/F = 59 mV/pH

mV APPLIED	UUC READING (mV)	CORRECTION (mV)	UUC READING (pH)	UNCERTAINTY OF MEASUREMENT (± mV)	COVERAGE FACTOR k
414.11	414.8	-0.69	-0.115	0.15	2.00
354.95	355.5	-0.55	0.884	0.15	2.00
295.80	296.4	-0.60	1.885	0.15	2.00
236.64	237.1	-0.46	2.886	0.15	2.00
177.48	178.0	-0.52	3.887	0.15	2.00
118.32	118.8	-0.48	4.887	0.15	2.00
59.16	59.6	-0.44	5.887	0.15	2.00
0.00	0.4	-0.40	6.888	0.15	2.00
-59.16	-58.7	-0.46	8.101	0.15	2.00
-118.32	-117.9	-0.42	9.345	0.15	2.00
-177.48	-177.4	-0.08	10.589	0.15	2.00
-236.64	-236.4	-0.24	11.834	0.15	2.00
-295.80	-294.5	-1.30	13.077	0.15	2.00
-354.95	-354.7	-0.25	14.322	0.15	2.00
-414.11	-413.9	-0.21	15.565	0.15	2.00

END OF CALIBRATION REPORT PAGE 2 OF 3





CERTIFICATE No : 24E6416

PAGE : 3 OF 3

## Calibration Report

### RESULT OF CALIBRATION (CONTINUE) :

#### 2. DISPLAY UNIT WITH pH ELECTRODE S/N: 09081C6M

STANDARD pH BUFFER SOLUTION (pH)	UUC READING (pH)	CORRECTION (pH)	VALUE BEFORE ADJUSTMENT	UNCERTAINTY OF MEASUREMENT ( $\pm$ pH)	COVERAGE FACTOR k
4.015	4.011	0.004	3.905	0.012	2.00
7.003	7.003	0.000	6.972	0.012	2.00
10.009	10.014	-0.005	9.570	0.014	2.00

#### 3. DISPLAY UNIT WITH TEMPERATURE

STANDARD READING ( $^{\circ}$ C)	UUC READING ( $^{\circ}$ C)	CORRECTION ( $^{\circ}$ C)	VALUE BEFORE ADJUSTMENT	UNCERTAINTY OF MEASUREMENT ( $\pm$ $^{\circ}$ C)	COVERAGE FACTOR k
25.004	25.0	0.004	---	0.0085	2.00

#### 4. PERCENT SLOPE 100%

UUC : UNIT UNDER CALIBRATION

THE REPORTED UNCERTAINTY OF MEASUREMENT WAS BASED ON A STANDARD UNCERTAINTY MULTIPLIED BY A COVERAGE FACTOR k, PROVIDING A LEVEL OF CONFIDENCE APPROXIMATELY 95%.

END OF CALIBRATION REPORT



CERT.No.: HS-V015C

Calibration Date : 20 Mar 24

Submitted by : ASIA LAB @ CONSULTANT CO.,LTD

184 Soi Phutthamonthon Sai 2 Soi 12,  
Bangphai, Bangkae, Bangkok 10160

Avg Room Temp : 20 °C

Avg Water Temp : 20 °C

Air Pressure : 760.00 mmHg

Salinity : 0 ppt

Model : YSI 5000

S/N : 15B100751

Probe : YSI 5010

S/N : 22D100097

ID NO. : -

Air Temp ref : S/N. F8065C26

Barometric ref : S/N. F8065C26

Water Temp ref : S/N. 11430

Technician : Kittipong M.

## Calibration Details

Calibration Point	100% air sat. (@20 °C, DO = 9.09 mg/l)	(status)	(status)
Measurement 1 (mg/l)	9.08	(PASS)	-
Measurement 2 (mg/l)	9.08	(PASS)	-
Measurement 3 (mg/l)	9.08	(PASS)	-
Measurement 4 (mg/l)	9.08	(PASS)	-
Measurement 5 (mg/l)	9.08	(PASS)	-
Measurement 6 (mg/l)	9.08	(PASS)	-
Measurement 7 (mg/l)	9.08	(PASS)	-
Measurement 8 (mg/l)	9.08	(PASS)	-
Measurement 9 (mg/l)	9.08	(PASS)	-
Measurement 10 (mg/l)	9.08	(PASS)	-

Mean Measurement	9.08	mg/l	-	-
Inaccuracy	0.01	mg/l	-	-

Overall Status (PASS)

## Manufacturer Specification

Accuracy = +/- 0.02 mg/l

- 1) This certificate is issued based on the result that are found as shown on date and place of test only.
- 2) The calibration procedure followed in accordance with Harikul Science Co., Ltd.
- 3) This result shall not be used for advertising purpose.

Harikul Science Co.,Ltd.  
694 Soi Ratchadaniwet 24, Pracharatbamphen,  
Samsaennok, Huaikhwang, Bangkok 10310  
Tel: 0-2274-2456 Fax: 0-2274-2443  
Email: info@harikul.com www.harikul.com  
Certificate of Calibration

Technician Signature  
(Kittipong Maekwong)

Laboratory Manager  
(Supreecha Sumaritam)



CERT.No.: HS-W015C

Calibration Date : 18 Mar 25

Submitted by : S.P.S CONSULTING SERVICE CO.,LTD

7 Soi Phaholyothin 24, Phaholyothin Rd., Jompol,  
Chatuchak, Bangkok, Thailand 10900

Avg Room Temp : 20 °C

Avg Water Temp : 20 °C

Air Pressure : 760.00 mmHg

Salinity : 0 ppt

Model : YSI 5000

S/N : 15B100751

Probe : YSI 5010

S/N : 22D100097

ID NO. : -

Air Temp ref : S/N. F8065C26

Barometric ref : S/N. F8065C26

Water Temp ref : -

ID NO. HS001

Technician : Kittipong M.

## Calibration Details

Calibration Point	100% air sat. (@20 °C, DO = 9.09 mg/l)	(status)	(status)
Measurement 1 (mg/l)	9.08	(PASS)	-
Measurement 2 (mg/l)	9.08	(PASS)	-
Measurement 3 (mg/l)	9.08	(PASS)	-
Measurement 4 (mg/l)	9.07	(PASS)	-
Measurement 5 (mg/l)	9.07	(PASS)	-
Measurement 6 (mg/l)	9.07	(PASS)	-
Measurement 7 (mg/l)	9.07	(PASS)	-
Measurement 8 (mg/l)	9.07	(PASS)	-
Measurement 9 (mg/l)	9.07	(PASS)	-
Measurement 10 (mg/l)	9.07	(PASS)	-

Mean Measurement	9.07	mg/l	-	-
Inaccuracy	0.02	mg/l	-	-

Overall Status (PASS)

## Manufacturer Specification

Accuracy = +/- 0.02 mg/l

- 1) This certificate is issued based on the result that are found as shown on date and place of test only.
- 2) The calibration procedure followed in accordance with Harikul Science Co., Ltd.
- 3) This result shall not be used for advertising purpose.

Technician Signature  
(Kittipong Maekwong)

Laboratory Manager  
(Natenapha Pisatkhunchon)



**QUALITY CALIBRATION CO.,LTD.**

235 Petchkasem 63/2 Road, Laksong, Bangkac, Bangkok 10160

Tel (662) 421-5402, (662) 444-0152-3, Fax (662) 809-4584

[www.qcalibration.com](http://www.qcalibration.com)CERTIFICATE No : 24T0774  
REFERENCE No : 71986-2

PAGE : 1 OF 2

**Certificate of Calibration**

EQUIPMENT : COD REACTOR

MANUFACTURER : HACH

MODEL : DRB 200

SERIAL No : 15110C0235

ID No : CRB 05/59

SUBMITTED BY : S.P.S. CONSULTING SERVICE CO., LTD.  
7 SOI PHAHOLYOTHIN 24, PHAHOLYOTHIN RD.,  
JOMPOL, CHATUCHAK, BANGKOK 10900

CALIBRATED BY : CHAICHARN CH.

CALIBRATION DATE : 5-Feb-24

APPROVED BY : PONGSAK J.

ISSUED DATE : 5-Feb-24

RECEIVED DATE : 5-Feb-24

THIS CERTIFICATE MAY NOT BE REPRODUCED OTHER THAN IN FULL EXCEPT WITH THE PRIOR WRITTEN APPROVAL OF  
QUALITY CALIBRATION CO., LTD.

F-G010 REV : 02

**QUALITY CALIBRATION CO.,LTD.**

235 Petchkasem 63/2 Road, Laksong, Bangkac, Bangkok 10160

Tel (662) 421-5402, (662) 444-0152-3, Fax (662) 809-4584

CERTIFICATE No : 24T0774

PAGE : 2 OF 2

**Calibration Report**

EQUIPMENT : COD REACTOR

MANUFACTURER : HACH

ID NUMBER : CRB 05/59

RECEIVED DATE : 5-Feb-24

AMBIENT TEMPERATURE : 23° C ± 1° C

MODEL : DRB 200

SERIAL NUMBER : 15110C0235

CALIBRATION DATE : 5-Feb-24

RELATIVE HUMIDITY : 52 %RH ± 10 % RH

**CONDITION OF THIS RESULTS OF CALIBRATION**

1. THIS INSTRUMENT WAS CALIBRATED BY DIRECT MEASUREMENT TEMPERATURE RECORDER WITH THERMOCOUPLE TYPE K UNDER NO LOAD CONDITION. THE THERMOCOUPLES WERE PLACED ON 15 POINTS AND LOCATED ONE THERMOCOUPLE IN EACH OF THE FOUR CORNERS OF THE REACTOR AND PLACED THE EIGHTH THERMOCOUPLE AT THE CENTER OF THE REACTOR.

**2. REFERENCE STANDARD INSTRUMENTS :-**

INSTRUMENT	MODEL	SERIAL No	CERTIFICATE No	DUE DATE
1) DATA LOGGER WITH TC TYPE K	HYDRA 2635A	8009008	23T6640	14-Jul-24

3. THIS RESULT WAS FOUND ACCURATE AS SHOWN ON DATE AND PLACE OF CALIBRATION ONLY.

4. THIS RESULT EXCLUDE LONG TERM STABILITY OF THE UNIT UNDER CALIBRATION.

5. THIS CERTIFICATE IS TRACEABLE TO THE INTERNATIONAL SYSTEM OF UNIT MAINTAINED AT:-  
- NATIONAL INSTITUTE OF METROLOGY (THAILAND) THROUGH QUALITY CALIBRATION CO.,LTD.

**RESULT OF CALIBRATION :- WITHOUT ADJUSTMENT**

13	14	15
10	11	12
7	8	9
4	5	6
1	2	3
BLOCK No.1 FRONT		

13	14	15
10	11	12
7	8	9
4	5	6
1	2	3
BLOCK No.2 FRONT		

**TEMPERATURE MEASUREMENT ACCURACY TEST**

Block No.	1	2
Controller temperature (°C)	145	145
Indicating Temperature	145	145
Measured Temperature (° C) at Spread Locations	1	150.2
	2	150.2
	3	150.2
	4	149.9
	5	150.1
	6	150.7
	7	149.9
	8	149.9
	9	150.8
	10	149.5
	11	150.2
	12	150.0
	13	149.5
	14	149.5
	15	149.6
Uncertainty of Measurement(± °C)		0.86

NOTE 1 : THE UNCERTAINTY OF MEASUREMENT EXCLUDED TEMPERATURE UNIFORMITY OF THE CHAMBER.

NOTE 2 : THIS CALIBRATION WAS CARRIED OUT AT THE CUSTOMER'S PLACE AT LABORATORY AREA.

THE REPORTED UNCERTAINTY OF MEASUREMENT WAS BASED ON A STANDARD UNCERTAINTY MULTIPLIED BY A COVERAGE FACTOR k=2, PROVIDING A LEVEL OF CONFIDENCE APPROXIMATELY 95%.

END OF CALIBRATION REPORT

F-G010 REV : 02



**QUALITY CALIBRATION CO., LTD.**

235 Petchkasem 63/2 Road, Laksong, Bangkai, Bangkok 10160

Tel (662) 421-5402, (662) 444-0152-3, Fax (662) 809-4584

www.qcalibration.com

CERTIFICATE No : 25T0520

REFERENCE No : 75853-1

PAGE : 1 OF 2

**Certificate of Calibration**

EQUIPMENT : COD REACTOR

MANUFACTURER : HACH

MODEL : DRB 200

SERIAL No : 15110C0497

ID No : DRB 05/59

CONDITION AS RECEIVED : USED ITEM

SUBMITTED BY : S.P.S. CONSULTING SERVICE CO., LTD.  
7 SOI PHAHOLYOTHIN 24, PHAHOLYOTHIN RD.,  
JOMPOL, CHATUCHAK, BANGKOK 10900

CALIBRATED BY : CHAICHARN CH.

CALIBRATION DATE : 27-Jan-25

APPROVED BY : PONGSAK J.

ISSUED DATE : 27-Jan-25

RECEIVED DATE : 15-Jan-25

THIS CERTIFICATE MAY NOT BE REPRODUCED OTHER THAN IN FULL EXCEPT WITH THE PRIOR WRITTEN APPROVAL OF  
QUALITY CALIBRATION CO., LTD.



F-G010 REV : 03

**QUALITY CALIBRATION CO., LTD.**

235 Petchkasem 63/2 Road, Laksong, Bangkai, Bangkok 10160

Tel (662) 421-5402, (662) 444-0152-3, Fax (662) 809-4584

CERTIFICATE No : 25T0520

PAGE : 2 OF 2

**Calibration Report**

EQUIPMENT : COD REACTOR

MANUFACTURER : HACH

ID NUMBER : DRB 05/59

RECEIVED DATE : 15-Jan-25

AMBIENT TEMPERATURE : 23°C ± 1°C

MODEL : DRB 200

SERIAL NUMBER : 15110C0497

CALIBRATION DATE : 27-Jan-25

RELATIVE HUMIDITY : 53 %RH ± 10 % RH

**CONDITION OF THIS RESULTS OF CALIBRATION**

1. THIS INSTRUMENT WAS CALIBRATED BY DIRECT MEASUREMENT METHOD WITH CALIBRATED THERMOCOUPLE TYPE K UNDER NO LOAD CONDITION. THE THERMOCOUPLES WERE PLACED ON POINTS AND LOCATED AS THE PICTURE.


2. REFERENCE STANDARD INSTRUMENTS :-

INSTRUMENT	MODEL	SERIAL No	CERTIFICATE No	DUE DATE
1) DATA LOGGER WITH TC TYPE K	HYDRA 2635A	6635300	24T6468	26-Jun-25

3. THE CERTIFICATE IS VALID FOR THE ITEM CALIBRATED AS SHOWN ON THE DATE AND PLACE OF CALIBRATION ONLY.

4. THIS RESULT EXCLUDE LONG TERM STABILITY OF THE UNIT UNDER CALIBRATION.

5. THIS CERTIFICATE IS TRACEABLE TO THE INTERNATIONAL SYSTEM OF UNIT MAINTAINED AT:-  
- NATIONAL INSTITUTE OF METROLOGY (THAILAND) THROUGH QUALITY CALIBRATION CO., LTD.

**RESULT OF CALIBRATION :-** WITHOUT ADJUSTMENT

Block No.		1	2
Calibration Point (°C)		150	150
Controller temperature (°C)		144	144
Indicating Temperature		144	144
Measured Temperature (° C) at Spread Locations	1	150.01	149.57
	2	150.69	150.44
	3	150.40	149.46
	4	150.22	149.89
	5	150.27	149.75
	6	150.51	150.45
	7	150.24	150.03
	8	150.20	150.08
	9	150.14	150.14
	10	149.70	149.83
	11	149.58	149.89
	12	149.46	149.79
	13	148.77	149.03
	14	148.99	149.14
	15	149.02	149.62
Uncertainty of Measurement(± °C)		0.87	0.87

NOTE 1 : THE UNCERTAINTY OF MEASUREMENT EXCLUDED TEMPERATURE UNIFORMITY OF THE CHAMBER.

NOTE 2 : LOCATION 10 WAS REFERENCE LOCATION.

NOTE 3 : THIS CALIBRATION WAS CARRIED OUT AT THE CUSTOMER'S PLACE AT LABORATORY AREA.

THE REPORTED UNCERTAINTY OF MEASUREMENT WAS BASED ON A STANDARD UNCERTAINTY MULTIPLIED BY A COVERAGE FACTOR k=2, PROVIDING A LEVEL OF CONFIDENCE APPROXIMATELY 95%.

END OF CALIBRATION REPORT



F-G010 REV : 03



CERTIFICATE No : 24M2229  
REFERENCE No : 72448-3

PAGE : 1 OF 2

## Certificate of Calibration

EQUIPMENT : DIGITAL BALANCE

MANUFACTURER : SARTORIUS

MODEL : BSA224S-CW

SERIAL No : 36591843

ID No : BA 09/61

CONDITION AS RECEIVED : USED ITEM

SUBMITTED BY : S.P.S. CONSULTING SERVICE CO., LTD.  
7 SOI PHAHOLYOTHIN 24, PHAHOLYOTHIN RD.,  
JOMPOL, CHATUCHAK, BANGKOK 10900

CALIBRATED BY : ATSAWIN Y.

CALIBRATION DATE : 08-Mar-24

APPROVED BY : PONGSAK J.

ISSUED DATE : 14-Mar-24

RECEIVED DATE : 08-Mar-24



CERTIFICATE No : 24M2229

PAGE : 2 OF 2

## Calibration Report

EQUIPMENT : DIGITAL BALANCE MODEL : BSA224S-CW

MANUFACTURER : SARTORIUS S/N : 36591843

ID No : BA 09/61 RECEIVED DATE : 08-Mar-24

AIR PRESSURE : 1010mbar  $\pm$  1mbar CALIBRATION DATE : 08-Mar-24

AMBIENT TEMPERATURE : 25° C  $\pm$  1° C RELATIVE HUMIDITY : 55 %RH  $\pm$  10 % RH

## CONDITION OF THIS RESULTS OF CALIBRATION

1. THIS INSTRUMENT WAS CALIBRATED BY ACCORDING TO UKAS LAB 14 EDITION 6:2019 BY USING KNOWN WEIGHT STANDARD WEIGHT. THE BALANCE WAS NOT ADJUSTED BEFORE CALIBRATION. THE BALANCE HAS NO ZERO TRACKING FUNCTION. REPEATABILITY WAS MEASURED BY USING 10 REPEATED MEASUREMENTS. LINEARITY WAS MEASURED COVERING 10 POINTS, EVENLY SPREAD OVER THE RANGE. THE INSTRUMENT WAS SET ZERO BEFORE PERFORMING THE LINEARITY TEST. OFF-CENTER LOADING WAS MEASURED BY USING STANDARD WEIGHTS PLACED ON THE PAN AND MOVED TO VARIOUS POSITIONS ON THE PAN.

2. REFERENCE STANDARD INSTRUMENTS :-

INSTRUMENT	MODEL	SERIAL No	CERTIFICATE No	DUE DATE
1) STANDARD WEIGHT SET	E2	QK-I-151	M2302013S	02-Feb-25
2) STANDARD WEIGHT	E2	15843	M2302014S	02-Feb-25

3. THE CERTIFICATE IS VALID FOR THE ITEM CALIBRATED AS SHOWN ON THE DATE AND PLACE OF CALIBRATION ONLY.

4. THIS RESULT EXCLUDE LONG TERM STABILITY OF THE UNIT UNDER CALIBRATION.

5. THIS CERTIFICATE IS TRACEABLE TO THE INTERNATIONAL SYSTEM OF UNIT MAINTAINED AT:-

- NATIONAL INSTITUTE OF METROLOGY (THAILAND) THROUGH CENTRAL BUREAU OF WEIGHTS&amp;MEASURES

## RESULT OF CALIBRATION :- WITHOUT ADJUSTMENT

1. ZERO SETTING FUNCTION : NORMAL

2. TARE FUNCTION : NORMAL

3. REPEATABILITY OF READING AT 200 g WAS 0 g

4. DEPARTURE FROM NOMINAL VALUE/ LINEARITY

NOMINAL VALUE (g)	BALANCE READING (g)	CORRECTION (g)	UNCERTAINTY ( $\pm$ g)
0.0	0.0000	0.0000	0.000082
0.1	0.1000	0.0000	0.000083
0.2	0.2000	0.0000	0.000083
0.5	0.5000	0.0000	0.000083
1.0	1.0000	0.0000	0.000084
2.0	2.0000	0.0000	0.000084
5.0	5.0000	0.0000	0.000086
10.0	10.0000	0.0000	0.000089
20.0	20.0001	-0.0001	0.000094
50.0	50.0000	0.0000	0.00012
100.0	100.0001	-0.0001	0.00019
200.0	200.0000	0.0000	0.00032

5. OFF CENTER LOADING ERROR



POINT	READING (g)
1	100.0000
2	100.0000
3	100.0000
4	100.0000
5	100.0000
OFF-CENTER LOADING	0.0000

NOTE: THIS CALIBRATION WAS CARRIED OUT AT THE CUSTOMER'S PLACE AT LABORATORY AREA

THE REPORTED UNCERTAINTY OF MEASUREMENT WAS BASED ON A STANDARD UNCERTAINTY MULTIPLIED BY A COVERAGE FACTOR  $k=2$ , PROVIDING A LEVEL OF CONFIDENCE APPROXIMATELY 95%.

END OF CALIBRATION REPORT





CERTIFICATE No : 25M2256  
REFERENCE No : 76365-3

PAGE : 1 OF 2

### Certificate of Calibration

EQUIPMENT : DIGITAL BALANCE  
MANUFACTURER : SARTORIUS  
MODEL : BSA224S-CW  
SERIAL No : 36591843  
ID No : BA09/61  
CONDITION AS RECEIVED : USED ITEM  
SUBMITTED BY : S.P.S. CONSULTING SERVICE CO., LTD.  
7 SOI PHAHOLYOTHIN 24, PHAHOLYOTHIN RD.,  
JOMPOL, CHATUCHAK, BANGKOK 10900

CALIBRATED BY : ATSAWIN Y.  
CALIBRATION DATE : 07-Mar-25

APPROVED BY : PONGSAK J.

ISSUED DATE : 13-Mar-25

RECEIVED DATE : 07-Mar-25

THIS CERTIFICATE MAY NOT BE REPRODUCED OTHER THAN IN FULL EXCEPT WITH THE PRIOR WRITTEN APPROVAL OF  
QUALITY CALIBRATION CO., LTD.



CERTIFICATE No : 25M2256

PAGE : 2 OF 2

### Calibration Report

EQUIPMENT : DIGITAL BALANCE MODEL : BSA224S-CW  
MANUFACTURER : SARTORIUS S/N : 36591843  
ID No : BA09/61 RECEIVED DATE : 07-Mar-25  
AIR PRESSURE : 1009mbar  $\pm$  1mbar CALIBRATION DATE : 07-Mar-25  
AMBIENT TEMPERATURE : 24° C  $\pm$  1° C RELATIVE HUMIDITY : 52 % RH  $\pm$  10 % RH

#### CONDITION OF THIS RESULTS OF CALIBRATION

1. THIS INSTRUMENT WAS CALIBRATED BY ACCORDING TO UKAS LAB 14 EDITION 6:2019 BY USING KNOWN WEIGHT STANDARD WEIGHT. THE BALANCE WAS NOT ADJUSTED BEFORE CALIBRATION. THE BALANCE HAS NO ZERO TRACKING FUNCTION. REPEATABILITY WAS MEASURED BY USING 10 REPEATED MEASUREMENTS. LINEARITY WAS MEASURED COVERING 10 POINTS, EVENLY SPREAD OVER THE RANGE. THE INSTRUMENT WAS SET ZERO BEFORE PERFORMING THE LINEARITY TEST. OFF-CENTER LOADING WAS MEASURED BY USING STANDARD WEIGHTS PLACED ON THE PAN AND MOVED TO VARIOUS POSITIONS ON THE PAN.

#### 2. REFERENCE STANDARD INSTRUMENTS :-

INSTRUMENT	MODEL	SERIAL No	CERTIFICATE No	DUE DATE
1) STANDARD WEIGHT SET	E2	QK-I-151	C02250116	28-Jan-27
2) STANDARD WEIGHT	E2	15843	C02250117	29-Jan-27

3. THE CERTIFICATE IS VALID FOR THE ITEM CALIBRATED AS SHOWN ON THE DATE AND PLACE OF CALIBRATION ONLY.

4. THIS RESULT EXCLUDE LONG TERM STABILITY OF THE UNIT UNDER CALIBRATION.

5. THIS CERTIFICATE IS TRACEABLE TO THE INTERNATIONAL SYSTEM OF UNIT MAINTAINED AT:-  
- NATIONAL INSTITUTE OF METROLOGY (THAILAND)

#### RESULT OF CALIBRATION :- WITHOUT ADJUSTMENT

- ZERO SETTING FUNCTION : NORMAL
- TARE FUNCTION : NORMAL
- REPEATABILITY OF READING AT 200 g WAS 0.000071 g
- DEPARTURE FROM NOMINAL VALUE/ LINEARITY

NOMINAL VALUE (g)	BALANCE READING (g)	CORRECTION (g)	UNCERTAINTY ( $\pm$ g)
0.00	0.0000	0.0000	0.00012
0.10	0.1000	0.0000	0.00012
0.20	0.2000	0.0000	0.00012
0.50	0.5000	0.0000	0.00012
1.00	1.0000	0.0000	0.00012
2.00	2.0000	0.0000	0.00012
5.00	5.0000	0.0000	0.00012
10.00	10.0000	0.0000	0.00012
20.00	20.0001	-0.0001	0.00012
50.00	50.0000	0.0000	0.00014
100.00	100.0001	-0.0001	0.00019
200.00	200.0001	-0.0001	0.00032

#### 5. OFF CENTER LOADING ERROR



POINT	READING (g)
1	100.0000
2	100.0000
3	100.0000
4	100.0000
5	100.0000
OFF-CENTER LOADING	0.0000

NOTE: THIS CALIBRATION WAS CARRIED OUT AT THE CUSTOMER'S PLACE AT LABORATORY AREA  
THE REPORTED UNCERTAINTY OF MEASUREMENT WAS BASED ON A STANDARD UNCERTAINTY MULTIPLIED BY A  
COVERAGE FACTOR  $k=2$ , PROVIDING A LEVEL OF CONFIDENCE APPROXIMATELY 95%.

END OF CALIBRATION REPORT







บริษัท ไทยยูนิค จำกัด

THAI UNIQUE CO., LTD.

80-82 ถนนประชาธิปไตย แขวงบางขุนพรหม เขตพระนคร กรุงเทพฯ 10200  
80-82 Prachathipatai Rd., Bangkhunphrom, Pranakorn, Bangkok 10200

Tel. 0-2629-0191-6, 0-2280-1787, Fax. 0-2280-1788, E-mail : thawatt@thaiunique.com, Website : www.thaiunique.com

### GAS CHROMATOGRAPH TEST CERTIFICATION

Certificate No. : SV0824/22063

Instrument Type : Gas Chromatography

Model : CP-3800

Serial Number : 00734

Organization : S.P.S. Consulting Service Co., Ltd.

Address : 7 Phahonyothin Soi 24 Phahonyothin Rd. Ladyao Chatuchak Bangkok 10900

Date : 05/08/2024

#### ELECTRONIC TEST

CPU	<input checked="" type="checkbox"/> PASS	<input type="checkbox"/> FAIL
LCD TEST	<input checked="" type="checkbox"/> PASS	<input type="checkbox"/> FAIL
VENT TEST	<input checked="" type="checkbox"/> PASS	<input type="checkbox"/> FAIL
KEY ECHO TEST	<input checked="" type="checkbox"/> PASS	<input type="checkbox"/> FAIL
DESTRUCTION RAM TEST	<input checked="" type="checkbox"/> PASS	<input type="checkbox"/> FAIL

#### RUN CHROMATOGRAM TEST

DETECTOR : Flame Ionization Detector ( FID Channel Front)

INJECTOR : Capillary Injector Model 1079

#### GC CONDITION:

Column	80 °C hold 1 min., rate 20 °C/min. to 200 °C hold 1min.
Injector	220 °C
Detector	300 °C
Column flow	5 mL/min
Makeup flow	25 mL/min
Air flow	300 mL/min
Hydrogen flow	30 mL/min

Column:Capillary Column CP sil 5 CB 0.25 ID x 15 M

Sample: 1 µL Injection FID Test Sample 0.218 g/L C14,C15,C16 in hexane

SENSITIVITY TEST: C15. ( Area count ) = 156,955 Counts.



บริษัท ไทยยูนิค จำกัด

THAI UNIQUE CO., LTD.

80-82 ถนนประชาธิปไตย แขวงบางขุนพรหม เขตพระนคร กรุงเทพฯ 10200  
80-82 Prachathipatai Rd., Bangkhunphrom, Pranakorn, Bangkok 10200

Tel. 0-2629-0191-6, 0-2280-1787, Fax. 0-2280-1788, E-mail : thawatt@thaiunique.com, Website : www.thaiunique.com

#### Detector Sensitivity ( FID )

Detector Response	Result	Specification
Baseline Noise (µV)	2.85	≤ 50
Baseline Drift (%)	0.09	≤ 1
Sensitivity ( S/N for C15)	16,400	≥ 1,024

#### Temperature Specification

Temperature	Set	Result	Specification
Column Oven (° C)	80	80	± 5
Injector (° C)	220	220	± 5
Detector (° C)	300	300	± 5
Incubator (° C)	60	N/A	± 5

#### Relative Standard Deviation % ( % RSD)

Checkout Procedure	Result	Specification
Area C15 ( % )	1.71	≤ 5
Retention Time C15( % )	0	≤ 0.5

APPROVAL :

Signature: Suwarot.

Engineer : Suwarot Trikanut

Date : 05/08/2024



VARIAN

1/2

SERVICE DEPARTMENT  
FR-SV-029 Rev.04



VARIAN

2/2

SERVICE DEPARTMENT  
FR-SV-029 Rev.04



บริษัท ไทยยูนิค จำกัด THAI UNIQUE CO., LTD.

80-82 ถนนประชาธิปไตย แขวงบางขุนพรหม เขตพระนคร กรุงเทพฯ 10200  
80-82 Prachathipatai Rd., Bangkhunphrom, Pranakorn, Bangkok 10200

Tel. 0-2629-0191-6, 0-2280-1787, Fax. 0-2280-1788, E-mail : thawatt@thaiunique.com, Website : www.thaiunique.com

#### Results Integrated System Testing

Checkout Procedure	FID
Detector Position	Front
Inlet Type	1079 Injector
C15 Area 1	157,309
C15 Area 2	159,359
C15 Area 3	157,349
C15 Area 4	152,379
C15 Area 5	158,379
C15 Area Average	156,955
* % RSD ( < 5 % )	1.71

\* The precision specification should be less than 2.0 % RSD \*\* ( Relative Standard Deviation ) for an Auto sampler injection and less than 5 % for Manual injections. To calculate the %RSD, select the C15 peak area for each of the five ( 5 ) samples.

\*\* (Relative Standard Deviation is determined by dividing the standard deviation by the average and multiplying by 100.)

$$\% \text{ RSD} = ( \text{std.dev} / \text{avg} ) * 100$$

Compliance	<input checked="" type="checkbox"/> Pass	<input type="checkbox"/> Fail
Performance by	Samarot.	
Date	05/08/2567	



Comments	-		
Reviewed by	Samarot P.	Date	05/08/2024



บริษัท ไทยยูนิค จำกัด THAI UNIQUE CO., LTD.

80-82 ถนนประชาธิปไตย แขวงบางขุนพรหม เขตพระนคร กรุงเทพฯ 10200  
80-82 Prachathipatai Rd., Bangkhunphrom, Pranakorn, Bangkok 10200

Tel. 0-2629-0191-6, 0-2280-1787, Fax. 0-2280-1788, E-mail : thawatt@thaiunique.com, Website : www.thaiunique.com

#### Results Integrated System Testing

Checkout Procedure	FID
Detector Position	Front
Inlet Type	1079 Injector
C15 RT 1	4.128
C15 RT 2	4.128
C15 RT 3	4.128
C15 RT 4	4.128
C15 RT 5	4.128
C15 RT Average	4.128
* % RSD ( < 0.5 % )	0

\* The precision specification should be less than 0.5 % RSD \*\* ( Relative Standard Deviation ) for an Auto sampler injection and less than 0.5 % for Manual injections. To calculate the %RSD, select the RT C15 peak for each of the five ( 5 ) samples.

\*\* (Relative Standard Deviation is determined by dividing the standard deviation by the average and multiplying by 100.)

$$\% \text{ RSD} = ( \text{std.dev} / \text{avg} ) * 100$$

Compliance	<input checked="" type="checkbox"/> Pass	<input type="checkbox"/> Fail
Performance by	Samarot.	
Date	05/08/2024	



Comments	-		
Reviewed by	Samarot P.	Date	05/08/2024



VARIAN

1/1

SERVICE DEPARTMENT



VARIAN

1/1

SERVICE DEPARTMENT


Title :  
Run File : f:\ \sps2024\cal2024\baseline2024002.run  
Method File : D:\Method-GC\star C\Star\TU\cal0203\baseline FID.mth  
Sample ID : Baseline2024

Injection Date: 5/8/2567 14:01      Calculation Date: 5/8/2567 14:41

Operator : watsamon                      Detector Type: 3800 (10 Volts)  
Workstation: Local Disk                  Bus Address : 44  
Instrument :                              Sample Rate : 10.00 Hz  
Channel : Front = FID                   Run Time : 39.960 min

\*\* LC Workstation Version 6.20 \*\* 02511-7390-ae7-0265 \*\*

Chart Speed = 0.56 cm/min    Attenuation = 1                      Zero Offset = 10%  
Start Time = 0.000 min      End Time = 39.960 min    Min / Tick = 1.00



Title :  
Run File : f:\ \sps2024\cal2024\baseline2024002.run  
Method File : D:\Method-GC\star C\Star\TU\cal0203\baseline FID.mth  
Sample ID : Baseline2024

Injection Date: 5/8/2567 14:01      Calculation Date: 5/8/2567 14:41

Operator : suwarot                      Detector Type: 3800 (10 Volts)  
Workstation: Local Disk                  Bus Address : 44  
Instrument :                              Sample Rate : 10.00 Hz  
Channel : Front = FID                   Run Time : 39.960 min

\*\* LC Workstation Version 6.20 \*\* 02511-7390-ae7-0265 \*\*

Run Mode : Analysis  
Peak Measurement: Peak Area  
Calculation Type: External Standard

Peak No.	Peak Name	Result ()	Ret. Time (min)	Time Offset (min)	Area (counts)	Sep. Code	Width 1/2 (sec)	Status Codes
Totals:			0.0000	0.000	0			

Total Unidentified Counts : 0 counts  
Detected Peaks: 0                      Rejected Peaks: 0                      Identified Peaks: 0  
Multiplier: 1                      Divisor: 1                      Unidentified Peak Factor: 0  
Baseline Offset: -16 microVolts                      LSB: 1 microVolts  
Noise (used): 22 microVolts - monitored before this run  
Manual injection  
Data Handling: No peaks

\*\*\*\*\*




Title :  
Run File : f:\ \sps2024\cal2024\fid2024003.run  
Method File : d:\cafid2024003-front.mth  
Sample ID : FID2024

Injection Date: 5/8/2567 9:16      Calculation Date: 5/8/2567 9:26

Operator : suwarot      Detector Type: 3800 (10 Volts)  
Workstation: GC-LAB      Bus Address : 44  
Instrument :      Sample Rate : 10.00 Hz  
Channel : Front = FID      Run Time : 7.993 min

\*\* LC Workstation Version 6.20 \*\* 02511-7390-ae7-0265 \*\*

Chart Speed = 2.83 cm/min    Attenuation = 205    Zero Offset = 8%  
Start Time = 0.000 min    End Time = 7.993 min    Min / Tick = 1.00



Title :  
Run File : f:\ \sps2024\cal2024\fid2024003.run  
Method File : d:\fid2024003-front.mth  
Sample ID : FID2024

Injection Date: 5/8/2567 9:16      Calculation Date: 5/8/2567 9:26

Operator : suwarot      Detector Type: 3800 (10 Volts)  
Workstation: GC-LAB      Bus Address : 44  
Instrument :      Sample Rate : 10.00 Hz  
Channel : Front = FID      Run Time : 7.993 min

\*\* LC Workstation Version 6.20 \*\* 02511-7390-ae7-0265 \*\*

Run Mode : Analysis  
Peak Measurement: Peak Area  
Calculation Type: External Standard

Peak No.	Peak Name	Result ( )	Ret. Time (min)	Time Offset (min)	Area (counts)	Sep. Code	Width 1/2 (sec)	Status Codes
1	C14	54.1202	3.509	-0.005	163565	BB	2.1	C
2	C15	53.5241	4.118	-0.005	157309	BB	2.2	C
3	C16	52.2361	4.694	0.001	146804	BB	2.3	C
Totals:		159.8804		-0.009	1704289			

Status Codes:  
C - Out of calibration range

Total Unidentified Counts : 69332200 counts

Detected Peaks: 11      Rejected Peaks: 0      Identified Peaks: 3

Multiplier: 1      Divisor: 1      Unidentified Peak Factor: 0

Baseline Offset: -29 microVolts      LSB: 1 microVolts

Noise (used): 28 microVolts - monitored before this run

Manual injection

Calib. out of range; No Recovery Action Specified

\*\*\*\*\*

Sample ID: **fid std**

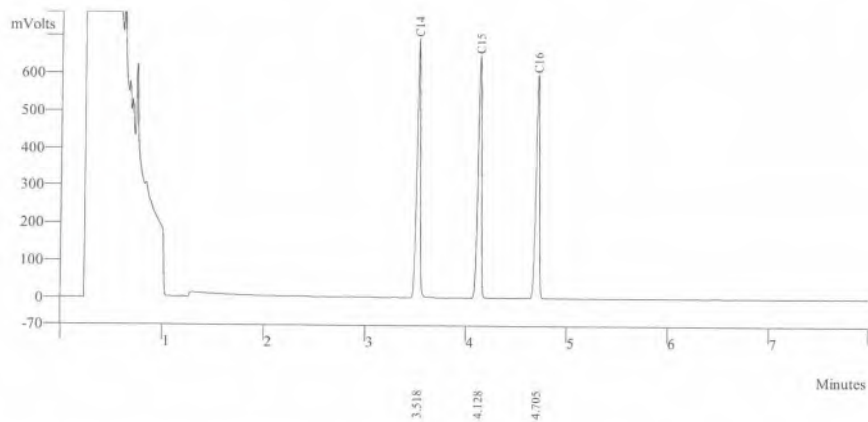
Operator (Inj): suwarot  
Injection Date: 05/08/2024  
Calc Date: 05/08/2024  
Run Time (min): 7.993  
Workstation: GC-LAB  
Instrument (Inj):



Run Mode: Analysis  
Peak Measurement: Peak Area  
Calculation Type: External Std.

c:\star\data\tu\cal2024\fid2024001.run

A = FID 10 V RESULTS



Peak No	Peak Name	Result ()	Ret Time (min)	Peak Area (counts)	Sep. Code	Width 1/2 (sec)
1	C14	152.6865	3.518	163565	BB	2.2
2	C15	147.1889	4.128	157309	BB	2.3
3	C16	138.7997	4.705	146804	BB	2.3
Totals		438.6751		467678		

Sample ID: **fid std**

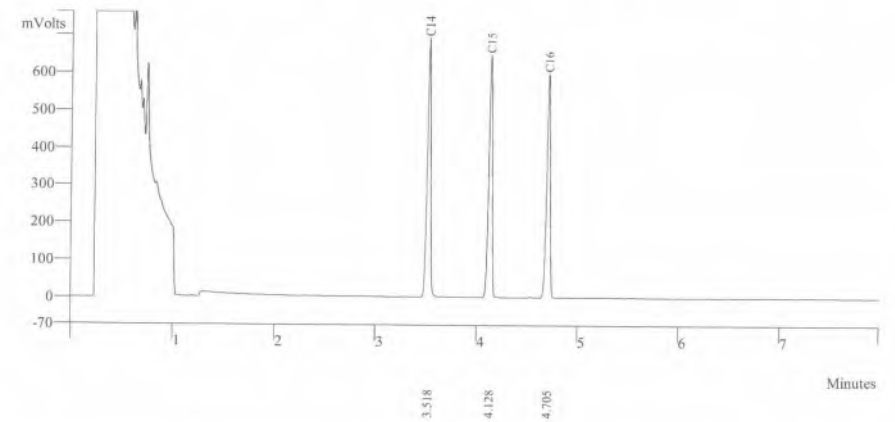
Operator (Inj): suwarot  
Injection Date: 05/08/2024  
Calc Date: 05/08/2024  
Run Time (min): 7.993  
Workstation: GC-LAB  
Instrument (Inj):



Run Mode: Analysis  
Peak Measurement: Peak Area  
Calculation Type: External Std.

c:\star\data\tu\cal2024\fid2024002.run

A = FID 10 V RESULTS



Peak No	Peak Name	Result ()	Ret Time (min)	Peak Area (counts)	Sep. Code	Width 1/2 (sec)
1	C14	152.6865	3.518	168565	BB	2.2
2	C15	137.1189	4.128	159359	BB	2.3
3	C16	128.7997	4.705	147834	BB	2.3
Totals		418.6042		475758		



Sample ID: fid std

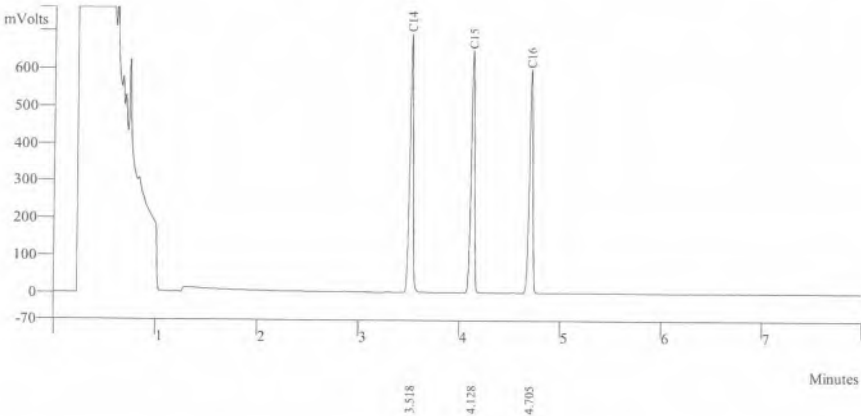
Operator (Inj): suwarot  
Injection Date: 05/08/2024  
Calc Date: 05/08/2024  
Run Time (min): 7.993  
Workstation: GC-LAB  
Instrument (Inj):



Run Mode: Analysis  
Peak Measurement: Peak Area  
Calculation Type: External Std.

c:\star\data\tu\cal2024\fid2024003.run

A = FID 10 V RESULTS



Peak No	Peak Name	Result ()	Ret Time (min)	Peak Area (counts)	Sep. Code	Width 1/2 (sec)
1	C14	152.7865	3.518	169535	BB	2.2
2	C15	197.1159	4.128	157349	BB	2.3
3	C16	128.5997	4.705	149834	BB	2.3
Totals		478.5021		476718		

Sample ID: fid std

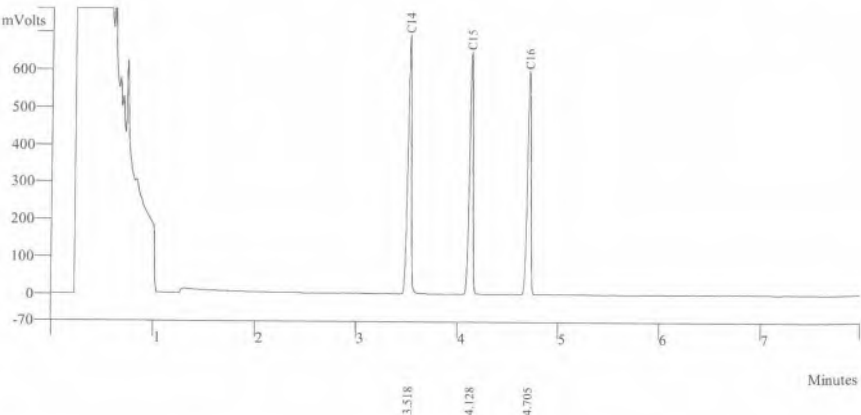
Operator (Inj): suwarot  
Injection Date: 05/08/2024  
Calc Date: 05/08/2024  
Run Time (min): 7.993  
Workstation: GC-LAB  
Instrument (Inj):



Run Mode: Analysis  
Peak Measurement: Peak Area  
Calculation Type: External Std.

c:\star\data\tu\cal2024\fid2024004.run

A = FID 10 V RESULTS



Peak No	Peak Name	Result ()	Ret Time (min)	Peak Area (counts)	Sep. Code	Width 1/2 (sec)
1	C14	162.7865	3.518	165521	BB	2.2
2	C15	157.1159	4.128	152379	BB	2.3
3	C16	138.5997	4.705	146834	BB	2.3
Totals		458.5021		464734		



Sample ID: **fid std**

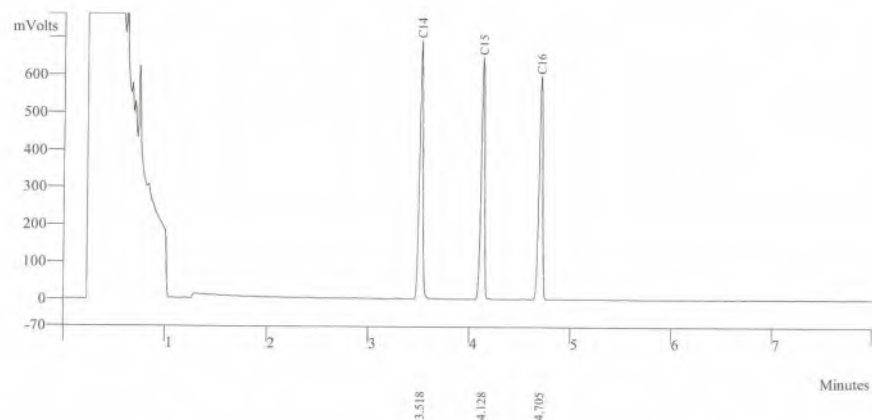
Operator (Inj): suwarot  
 Injection Date: 05/08/2024  
 Calc Date: 05/08/2024  
 Run Time (min): 7.993  
 Workstation: GC-LAB  
 Instrument (Inj):



Run Mode: Analysis  
 Peak Measurement: Peak Area  
 Calculation Type: External Std.

c:\star\data\tu\cal2024\fid2024005.run

A = FID 10 V RESULTS



Peak No	Peak Name	Result ()	Ret Time (min)	Peak Area (counts)	Sep. Code	Width 1/2 (sec)
1	C14	162.7965	3.518	164521	BB	2.2
2	C15	137.1159	4.128	158379	BB	2.3
3	C16	128.1947	4.705	149834	BB	2.3
Totals		428.1071		472734		



THAI UNIQUE CO.,LTD.

1 Of 1



## Certificate of Analysis

## FID-TCD Performance Evaluation Sample Kit

Agilent Part Number: 5080-8842, 18710-60170

Sample Lot Number: 0006750304

This analytical reference material was manufactured and verified in accordance with an ISO 9001 registered quality system, and the analyte concentrations were verified by an ISO 17025 accredited laboratory. The certified value for each analyte was determined gravimetrically.


<b>Concentrations:</b>		
n-tetradecane	0.218 g/L ( $\pm 0.5\%$ )	0.033 w/w %
n-pentadecane	0.218 g/L ( $\pm 0.5\%$ )	0.033 w/w %
n-hexadecane	0.218 g/L ( $\pm 0.5\%$ )	0.033 w/w %

Solvent: hexane

Calibrated Class A glassware and clean bottles were used in the manufacture of this standard. Balances used in the manufacture of this standard are calibrated with weights traceable to NIST in compliance with ANSI/NCSL Z-540-1 and ISO 9001.

<b>Purities:</b>	
n-tetradecane	99.6%
n-pentadecane	99%
n-hexadecane	99.5%
hexane	99%

Typical Analytical Spectrum or Chromatography  
 GC Chromatography – n-tetradecane, n-pentadecane, and n-hexadecane in hexane



Date of release: 30 June 2023

Date of expiration: 31 July 2025

*Monica Bourgeois*  
 Monica Bourgeois  
 QMS Representative

## Certificate of Calibration

Certificate No.: WK2312-031-1

Page 1 of 2

Customer : THAI UNIQUE CO., LTD.  
80-82 PRACHATHIPATAI RD., BANGKHUNPHROM,  
PRANAKORN, BANGKOK 10200

Instrument	: AMD Flow Meter	Ambient Temperature	: (23 ± 2) °C
Manufacturer	: Agilent Technologies	Humidity	: (50 ± 15) %RH
Model	: G6691A	Received Date	: 6-Dec-23
Serial No.	: MY16470347	Calibrated Date	: 7-Dec-23
Identity No.	: SV-DF-001	Issued Date	: 12-Dec-23
Range	: 0 ml/min to 750 ml/min	Calibrated Location	: In Lab
Resolution	: See to data		
Calibration Method	: CP-WK-M10		

Reference standard instruments :

Instrument	Serial No.	Certificate No.	Due Date	Traceability to
Flow Calibrator	140215-134	L202304114-001	18-Apr-25	MIT
Primary Flow Calibrator	1107-S	WK2305-049-5	22-May-24	WK Electric Co.,Ltd.

MIT : Miracle International Technology Co.,Ltd.

This result calibrate was found accurate as shown on date place of calibrate only

This certificate is traceability to the International System of Unit (SI)

The reported uncertainty of measurement was based on a standard uncertainty multiplied by a coverage factor k=2, providing a level of confidence approximately 95%

Calibrated by : Mr.Taywanat Hansuwankul

Approved by :

Ms. Budsagorn Patcha

Authorized Signatory

This certificate may not be reproduced except in full unless permission for the reproduction has been obtained in writing from the laboratory.

## Calibration Results

Certificate No. : WK2312-031-1

Page 2 of 2

Calibration Result of the Accuracy

Function : Flow Measurement  
Range : 0 ml/min to 750 ml/min  
Resolution : 0.01 / 0.1 / 1 ml/min

UUC Setting		STD Reading	Error	Uncertainty (±)	Unit : ml/min
Scale	ml/min				Tolerance Limit Values (ml/min)
0	0.00	0.00	0.00	3.3	-0.20 ~ 0.20
50	50.7	51.15	-0.45	3.3	48.80 ~ 51.20
300	300	300.4	-0.4	3.3	293.8 ~ 306.2
450	450	450.7	-0.7	3.3	440.8 ~ 459.2
550	550	549.5	0.5	3.3	533.5 ~ 566.5
650	650	649.3	0.7	3.3	630.5 ~ 669.5
700	700	699.2	0.8	3.3	679.0 ~ 721.0

(X) Without Adjustment ( ) After Adjustment

This certificate may not be reproduced except in full unless permission for the reproduction has been obtained in writing from the laboratory.

\*\*\*\* End of Certificate\*\*\*\*





**Measuretronix Limited**  
2425/2 Lat Phrao Road, Saphan Song  
Wangthonglang, Bangkok 10310, Thailand  
Phone : 0-2514-1000, 0-2514-1234  
Fax : 0-2514-0001, 0-2514-0003  
Website : www.measuretronix.com



## Certificate of Calibration

Certificate Number : LF24-0278  
Equipment : Thermometer  
Manufacturer : Fluke  
Model : 51  
Serial Number : 5910857  
Asset Number : 5910857  
Customer : Thai Unique Co., Ltd.  
80-82 Prachathipatai Road,  
Bangkhunphrom, Pranakorn,  
Bangkok 10200  
Date of Calibrate : 26-Jun-2024  
Date of Issue : 27-Jun-2024

*This calibration certificate documents the traceability to national standards, which realize the units of measurement according to the International System of Units (SI).*

*This calibration certificate applies only to the item identified and shall not be reproduced other than in full, without specific written approved by Measuretronix Cal-Lab. Calibration certificates without signature are not valid.*

*The measurements marked with an asterisk (\*) in this certificate are outside our range of accreditation. They have been included for completeness.*

*The Calibration interval (Cal.Due) is the responsibility of the end user.*

Calibrated by

*Nanthiya Ngampring*  
Mrs. Nanthiya Ngampring  
Metrology Technician

Approved by

*A. S.*  
Mrs. Arunee Bamrungham  
Cal-Lab Manager

Certificate No. : LF24-0278

Model : 51

Serial No. : 5910857

Page 1 of 3



Measuretronix Limited

## Calibration Report

UUC : Fluke 51 Thermometer

Serial No. : 5910857

Asset No. : 5910857

Procedure : CP-LP-04:Rev.02

Note : Refer to Fluke 51,52 Operator's Manual Rev I 3/86, Oct 1985

Certificate No. : LF24-0278

Report data type : As-Found

Date of Calibrate : 26-Jun-2024

Date of Receive : 17-Jun-2024

Environment condition

Temperature : 23 °C ± 3 °C

Humidity : 50 %RH ± 20 %RH

Customer : Thai Unique Co., Ltd.

Address : 80-82 Prachathipatai Road,  
Bangkhunphrom, Pranakorn,  
Bangkok 10200

*Measuretronix Cal-Lab certifies that the above listed instrument meets or exceeds all specifications as stated in the referenced procedure (unless otherwise noted). The measurements are traceable to national or international measurement standards or accept fundamental or natural physical constants or have been derived by approved ratio techniques as state in the Standard Used below. The policies and procedures used comply with ISO/IEC 17025:2017.*

*This report applies only to the item identified and shall not be reproduced other than in full, without specific written approved by Measuretronix Cal-Lab.*

*The uncertainties shown are the expanded uncertainties, which calculated from the standard uncertainties multiplied by a coverage factor of  $k = 2$ , providing a measurement confidence level of approximately 95%.*

*No statement of compliance with specifications is made or implied on this certificate.*

Remark : The units of uncertainty values in this report are referred to the below details :

"Volt" or "V" for voltage, "Ampere" or "A" for current, "Ohm" or "Ω" for resistance, "Farad" or "F" for capacitance, "Hertz" or "Hz" for frequency, "deg C" or "°C" for degree Celsius, "deg F" or "°F" for degree Fahrenheit, etc.

### Standard Used

Serial/Asset	Description	Traceable	Cert.No.	Cal.Date	Due Date
6400011	Fluke 5500A Calibrator	NIMT	EE-0017-24	7-Mar-2024	6-Mar-2025

Certificate No. : LF24-0278

Model : 51

Serial No. : 5910857

Page 2 of 3



### Test Data

TEST	RANGE	Nominal Value	UUC Tol. (+/-)	Test Result	Error	Uncertainty (+/-)
THERMOCOUPLE MEASUREMENT CALIBRATION						
TYPE K THERMOCOUPLE						
1		-195.0 °C*	0.9 °C	-195.4 °C	-0.4 °C	0.27 °C
2		-100.0 °C	0.8 °C	-100.5 °C	-0.5 °C	0.21 °C
3		-50.0 °C	0.8 °C	-50.2 °C	-0.2 °C	0.21 °C
4		0.0 °C	0.7 °C	0.0 °C	0.0 °C	0.21 °C
5		100.0 °C	0.8 °C	100.1 °C	0.1 °C	0.21 °C
6		300.0 °C	1.0 °C	300.2 °C	0.2 °C	0.21 °C
7		500.0 °C	1.2 °C	500.1 °C	0.1 °C	0.21 °C
8		1365.0 °C	2.1 °C	1365.2 °C	0.2 °C	0.32 °C
TYPE J THERMOCOUPLE						
9		-195.0 °C*	1.0 °C	-194.4 °C	0.6 °C	0.22 °C
10		-100.0 °C	0.9 °C	-99.3 °C	0.7 °C	0.18 °C
11		-50.0 °C	0.9 °C	-49.4 °C	0.6 °C	0.18 °C
12		0.0 °C	0.8 °C	0.5 °C	0.5 °C	0.18 °C
13		100.0 °C	0.9 °C	100.4 °C	0.4 °C	0.18 °C
14		300.0 °C	1.1 °C	300.8 °C	0.8 °C	0.18 °C
15		755.0 °C	1.6 °C	755.3 °C	0.3 °C	0.18 °C

End of Calibration Report

# Certificate

It is hereby certified that

**Suwarot Trikainut**

Has successfully completed the Application Training for

**Basic Gas Chromatography and Sampler**

Training Contents were:

**Hardware Operation, Software Operation, Data analysis and**

**Troubleshooting : Model**

**CP-3800, 3900, 450-GC, 430-GC, 456-GC, 436-GC**

At Thai Unique Co., Ltd, Bangkok, Thailand


On 15<sup>th</sup> March, 2019

*S. Pohtongkam*

S. Pohtongkam

Service Manager

<b>Turbomass/Clarus Mass/ SQ8 MS Preventive Maintenance (PM)</b>			
<b>Company Name:</b>	<b>S.P.S. Consulting Service Co.,Ltd</b>		
<b>Address (Instrument Location):</b>	7 Soi Phaholyothin24 Phaholyothin Road, Jompol, Chatuchak, Bangkok, 10900.		
<b>Serial Number:</b>	648N4050804	<b>PM Number:</b>	2 of 2
<b>Customer Name (if applicable):</b>	Ms. Naruecha	<b>Telephone Number:</b>	NA
<b>Service Engineer Name:</b>	Monchai Kitcharoenkeat	<b>Service Order Number:</b>	WO-02927336
<b>Date PM Performed: (DD-MMM-YYYY)</b>	22-Aug-2024	<b>Next PM Due Date: (DD-MMM-YYYY)</b>	22-Feb-2025

<b>Part Number</b>	<b>Release</b>	<b>Publication Date</b>	
TH09370064	C	March 2013	

#### Scope

The purpose of this PM is to ensure the continued functionality of the Turbomass/Clarus MS SQ8 MS by inspecting and replacing any worn or damaged parts. This service should only be performed by a trained representative of PerkinElmer. The customer should save their method before the PM begins.

#### General Instructions:

The customer must provide the engineer operational data to demonstrate recent instrument performance prior to starting the PM. Always check with the customer before making any changes that may affect the customer's analysis or calibration, including a current back-up of system software and/or data files. The completed document should be signed by an authorized PerkinElmer and customer representative and left with the customer. Update the PM sticker and instrument logbook as required.

#### Copyright Information

This document contains proprietary information that is protected by copyright. All rights are reserved. No part of this publication may be reproduced in any form whatsoever or translated into any language without the prior, written permission of PerkinElmer, Inc. **Copyright © 2013 PerkinElmer, Inc.**

#### Trademarks

Registered names, trademarks, etc. used in this document, even when not specifically marked as such, are protected by law. PerkinElmer is a registered trademark of PerkinElmer, Inc. All other trademarks and registered trademarks not owned by PerkinElmer, Inc. or its subsidiaries that are depicted herein are the property of their respective owners. **Except as specifically set forth in its terms and conditions of sale, PerkinElmer makes no warranty of any kind with regard to this document, including, but not limited to, the implied warranties of merchantability and fitness for a particular purpose.** PerkinElmer shall not be liable for incidental or consequential damages in connection with the furnishing or use of this document.

#### Component List

<b>Component / Specific Model</b>	<b>Serial #</b>	<b>Software Version</b>	<b>Configuration Notes</b>
Clarus680	680S14042502	Totalchrom6.3.1	PSS,PSS,FID
Clarus SQ8	648N4050804	Turbomass 6.4	
Atom X	US14113002	Tekma AtomX.1	

#### Parts lists

<b>Parts Included with the PM</b>				
<b>Part Number (if applicable)</b>	<b>Description</b>	<b>Quantity</b>	<b>Batch/Lot #</b>	<b>Expiration Date (MM/YY)</b>
N/A				

<b>Additional Tools Required for PM</b>				
<b>Part Number (if applicable)</b>	<b>Description</b>	<b>Quantity</b>	<b>Serial #</b>	<b>Calibration Due Date (MM/YY)</b>
N/A				

<b>Additional Reagents and Standards Required for PM</b>				
<b>Part Number (if applicable)</b>	<b>Description</b>	<b>Quantity</b>	<b>Batch/Lot #</b>	<b>Expiration Date (MM/YY)</b>
N/A				

## Procedure Checklist

Use ( x ) to check off those steps in the checklist that have been completed.

### General:

- ☒ Column type Elite 624.
- ☒ Carrier gas flow rate 1 ml/min.
- ☒ Review the instrument performance with the customer and document any recent problems.
- ☒ Inspect the customer log book and make any appropriate PM entries.
- ☒ Check incoming AC line voltage for proper levels and grounding.

### Mechanical:

- ☒ Inspect and clean all fans and filters.
- ☒ Check the level of FC-43 calibration compound in reference gas bulb and fill if necessary.
- ☒ Change the oil in the fore pump.
- ☒ Inspect cartridge in fore pump vacuum filter; replace adsorbent bead if necessary.
- ☒ Replace the exhaust vapor mist filter on the fore pump.
- ☒ Remove and clean the ion source assembly. Use the Insulator Replacement Kit and/or Optics Replacement Kit if necessary
- ☒ Replace the filament.
- ☒ Remove and clean the pre-quad rods.
- ☒ Observe Wide Range Gauge pressure; clean/adjust if required.
- ☒ Inspect and clean as needed all PC boards and bottom inside of MS chassis.

### Electrical:

- ☒ Check head amp offset. Adjust if necessary for proper value (Service Manual ).

### Operational Tests:

- ☒ Vacuum pressure.
- ☒ Air/water leak check
- ☒ AutoTune and mass calibration.
- ☒ Make a Chromatographic injection to verify peak shape and integrity only (not meant for sensitivity test).

### PC Maintenance:

- ☒ Delete all unnecessary temporary files.
- ☒ Empty deleted files from recycle bin.
- ☒ Perform hard drive defragmentation.

### Review:

- ☒ Review with the customer PM work performed.
- ☒ Review with the customer routine maintenance procedures.
- ☒ Discuss recommended customer-supplied materials to have on hand.

## Additional Comments

Additional Comments Regarding the PM

## Review

<i>The preventive maintenance checks and if applicable performance tests for Turbomass/ Clarus Mass/ SQ8 have been completed.</i>		
<i>This Turbomass/ClarusMS/SQ8      Pass      the preventive maintenance.</i>		
<b>Review of Preventive Maintenance:</b>		
Authorized PerkinElmer Representative Monchai Kitcharoenkeat	Monchai	Date: 22-Aug-2024 (DD-MM-YYYY)
Authorized Customer Representative: Ms. Naruecha	Naruecha	Date: 22-Aug-2024 (DD-MM-YYYY)



## GC Clarus 600/680 Preventive Maintenance (PM)

<b>Company Name:</b>	<b>S.P.S. Consulting Service Co.,Ltd</b>		
<b>Address (Instrument Location):</b>	7 Soi Phaholyothin24 Phaholyothin Road, Jompol, Chatuchak, Bangkok, 10900.		
<b>Serial Number:</b>	680S14042502	<b>Service Tag:</b>	N68APSSFXP
<b>Customer Name (if applicable):</b>	Ms.Naruecha	<b>PM number:</b>	1 of 2
<b>Service Engineer Name:</b>	Monchai Kitcharoenkeat	<b>Service Order Number:</b>	WO-
<b>Date PM Performed: (DD-MMM-YYYY)</b>	22-Feb-2025	<b>Next PM Due Date: (DD-MMM-YYYY)</b>	22-Aug-2025

Part Number	Release	Publication Date	
TH09370070	C	August 2016	

### Scope

The purpose of this PM is to ensure the continued functionality of the Clarus 600 and Clarus 680 GC by inspecting and replacing any worn or damaged parts. This service should only be performed by a trained representative of PerkinElmer. The customer should save their method before the PM begins.

### General Instructions:

The customer must provide the engineer operational data to demonstrate recent instrument performance prior to starting the PM. Always check with the customer before making any changes that may affect the customer's analysis or calibration, including a current back-up of system software and/or data files. The completed document should be signed by an authorized PerkinElmer and customer representative and left with the customer. Update the PM sticker and instrument logbook as required.

### Copyright Information

This document contains proprietary information that is protected by copyright. All rights are reserved. No part of this publication may be reproduced in any form whatsoever or translated into any language without the prior, written permission of Perkin Elmer, Inc. **Copyright © 2013 PerkinElmer, Inc.**

### Trademarks

Registered names, trademarks, etc. used in this document, even when not specifically marked as such, are protected by law. PerkinElmer is a registered trademark of PerkinElmer, Inc. All other trademarks and registered trademarks not owned by PerkinElmer, Inc. or its subsidiaries that are depicted herein are the property of their respective owners. **Except as specifically set forth in its terms and conditions of sale, PerkinElmer makes no Warranty of any kind with regard to this document, including, but not limited to, the implied warranties of merchantability and fitness for a particular purpose.** PerkinElmer shall not be liable for incidental or consequential damages in connection with the furnishing or use of this document.

## Component List

Component / Specific Model	Serial #	Software Version	Configuration Notes
Clarus680	680S14042502	Totalchrom6.3.2	PSS, PSS, FID,
Clarus SQ8T	648N4050804	Turbomass 6.4	
AtomX	US14113002	Tekma AtomX	

## Parts Lists

Additional Tools Required for PM				
Part Number (if applicable)	Description	Quantity	Serial #	Calibration Due Date (MM/YY)
N/A				
Additional Reagents and Standards Required for PM				
Part Number (if applicable)	Description	Quantity	Batch/Lot #	Expiration Date (MM/YY)
N/A				

## Procedure Checklist

Use (✓) to check off those steps in the checklist that have been completed.

### 1. General:

- ☒ Review the instrument performance with the customer and document any recent problems.
- ☒ Check incoming AC line voltage for proper levels and grounding.
 

L-N	220	Volt
L-G	220	Volt
N-G	0.33	Volt

*\*Neutral to ground not more than 0.5 volts peak to peak*
- ☒ Inspect all gas line filters and traps; Replace if necessary with customer supplied spares.
 

Carrier gas	<input checked="" type="checkbox"/> Helium	<input type="checkbox"/> Nitrogen	<input type="checkbox"/> Hydrogen
Moisture level	<input checked="" type="checkbox"/> Good	<input type="checkbox"/> Need to replace	<input type="checkbox"/> Other _____
Detector gas	<input checked="" type="checkbox"/> Air Zero	<input checked="" type="checkbox"/> Hydrogen	<input type="checkbox"/> Nitrogen <input type="checkbox"/> Helium
Moisture level	<input checked="" type="checkbox"/> Good	<input type="checkbox"/> Need to replace	<input type="checkbox"/> Other _____
- ☒ Inspect the customer log book and make any appropriate PM entries.
- ☒ Leak check all fittings from the gas source to instrument.
 

Gas leakage	<input checked="" type="checkbox"/> Pass	<input type="checkbox"/> Fail	Comment _____
-------------	--	-------------------------------	---------------
- ☒ Perform general inspection of system for cleanliness.
- ☒ Inspect for functional and clean electronic cooling and oven vent fans
 

Electronic cooling fan	<input checked="" type="checkbox"/> Yes	<input type="checkbox"/> No
Oven cooling fan	<input checked="" type="checkbox"/> Yes	<input type="checkbox"/> No

### 2. Electronic :

- ☒ Check oven temperature. Calibrate if necessary.
 

Oven temperature set point	150 °C	<input checked="" type="checkbox"/> Pass	<input type="checkbox"/> Fail
----------------------------	--------	--	-------------------------------
- ☐ Check sub-ambient option. (If installed).
 

Oven temperature set point	5 °C	<input type="checkbox"/> Pass	<input type="checkbox"/> Fail
----------------------------	------	-------------------------------	-------------------------------
- ☒ Perform routine maintenance on detector/injector. Replace parts as necessary with customer supplied spares.

- ☒ Check flows, including split flows if applicable. Calibrate if necessary.
 

Carrier flow	Pass
Split flow	Pass
- ☒ Check detector gas flows and adjust if necessary.
 

Detector flow	Pass
---------------	------
- ☒ Autosampler installed ☒ Yes ☐ No
 

Check autosampler sensor for wear and replace if necessary.	
Vial sensor	Pass
Door sensor	Pass
Tower sensor	Pass
Plunger sensor	Pass
Elevator sensor	Pass
- ☒ Remove syringe, manually flush. Replace with customer supplied spare if necessary.
- ☒ Check firmware version. Upgrade to current levels if necessary.
 

Firmware version	6.5
------------------	-----
- ☒ Measure all accessible power supply voltages.
 

5 Volt	Pass
+15 Volt	Pass
-15 Volt	Pass
24 Volt	Pass
- ☒ Record all detector voltage signal.
 

Detector Channel A	1.12	mV.
Detector Channel B	NA	mV.

### 3. Diagnostics Tests:

- ☒ Run instrument diagnostics.
 

BRAM	Pass
EPROM	Pass
- ☒ Run Autosampler diagnostics.
 

BRAM	Pass
EPROM	Pass

### 4. Review:

- ☒ Review with the customer PM work performed.
- ☒ Review with the customer routine maintenance procedures.
- ☒ Discuss recommended customer-supplied materials to have on hand
- ☒ Attach PM sticker.
- ☒ Update Logbook.

## Additional Comments

Additional Comments Regarding the PM

## Review

<i>The preventive maintenance checks and if applicable performance tests for Clarus600/680 GC have been completed.</i>	
<i>This Clarus600/680 GC      Pass      the preventive maintenance.</i>	
<b>Review of Preventive Maintenance:</b>	
Authorized PerkinElmer Representative: Monchai Kitcharoenkeat	Date: 22-Feb-2025 (DD-MMM-YYYY)
Authorized Customer Representative: Ms.Naruecha	Date: 22-Feb-2025 (DD-MMM-YYYY)



Cert. No. : SP24020

Pages 1 of 3

## Calibration Certificate

**Equipment :** UV-VIS SPECTROPHOTOMETER  
**Manufacturer :** PERKINELMER  
**Model :** LAMBDA 25  
**Serial No.:** 501S14123010  
**ID No.:** SP03/58  
**Calibration Mode :** WAVELENGTH ACCURACY  
PHOTOMETRIC ACCURACY

**Condition As Found :** GOOD

**Customer :** S.P.S. CONSULTING SERVICE CO., LTD.  
7 SOI PHAHOLYOTHIN 24, PHAHOLYOTHIN ROAD,  
CHOMPHON, CHATUCHAK,  
BANGKOK 10900, THAILAND.

**Location :** WET CHEMISTRY LABORATORY IV

**Ambient Temperature :** ( 28.1 ± 5 ) °C  
**Relative Humidity :** ( 47.2 ± 25 ) %

**Received Date :** 27 AUGUST 2024  
**Calibration Date :** 27 AUGUST 2024  
**Date of Issue :** 27 AUGUST 2024

**Calibrated by :** Nathakorn Pisutpaisan

**Approved by :**

*T. Petchurai*  
( Thanakul Petchurai )

Cert. No. : SP24020

Job No. : VC67SP0013

Pages : 2 of 3

### Calibration Method :

This instrument was calibrated by using on-site calibration procedure In-house method : CP-SP-01

The calibration procedure to direct measurement wavelength accuracy by using wavelength standard solution, Photometric accuracy by using absorbance standard filter and absorbance standard solution

The calibration procedure used was based on ASTM E275-01, ASTM E925-02

### Condition of this result of calibration :

#### 1. Certified reference materials

Material	Ref. type	Cell serial No.	Cert. No.	Due Date
Holmium liquid	RM-HL	29706	106864	01/11/2024
Didymium liquid	RM-DL	28912	106905	02/11/2024
Neutral density filter	RM-1N2N3N	13877	106918	03/11/2024
Potassium dichromate solutions	RM-0204060810	14204	106902	02/11/2024
Potassium Iodide solution	-	KI-0701-001	CI-0185-24	14/05/2026

#### 2. This result of calibration was found accurate as shown on date and place of calibration only.

#### 3. This certificate is traceable to the international system of unit maintained at :

3.1 The UK National Physical Laboratory (NPL)

3.2 The National Institute of Standards and Technology, NIST.

### Result of calibration : Wavelength Accuracy

(Without adjustment)

Material	Certified Values of Reference Material (nm)	UUC* Reading (nm)	Error (nm)	Uncertainty ± (nm)	k Factor
RM-HL	278.13	278.3	0.17	0.16	2.00
	361.25	361.4	0.15	0.16	2.00
	467.82	467.7	-0.12	0.16	2.00
	536.56	536.5	-0.06	0.16	2.00
	640.50	640.4	-0.10	0.16	2.00
RM-DL	740.09	739.9	-0.19	0.16	2.00
	864.94	865.2	0.26	0.16	2.00

UUC\* = Unit Under Calibration

*T. Petchurai*

**SITHIPORN ASSOCIATES CO., LTD.**  
**CALIBRATION LABORATORY**

451-451/1 Sirinthorn Road, Bangbunru, Bangplud, Bangkok, 10700 Thailand  
 Tel. +66 2433 8331 Email : calibration@sithiporn.com

SITHIPORN  
 associates



Cert. No. : SP24020  
 Job No. : VC67SP0013  
 Pages : 3 of 3

**Result of calibration : Photometric Accuracy**

(Without adjustment)

Material	Wavelength (nm)	Filter S/N	Nominal Absorbance (A)	Certified Absorbance (A)	UUC* Reading Absorbance (A)	Error (A)	Uncertainty ± (A)	k Factor
Neutral Density glass filter	440.0	29360	1.0	1.0517	1.0550	0.0033	0.0029	2.00
		29914	0.7	0.7445	0.7460	0.0015	0.0029	2.00
		29381	0.5	0.5416	0.5431	0.0015	0.0030	2.00
	546.1	29360	1.0	0.9821	0.9820	-0.0001	0.0028	2.00
		29914	0.7	0.6961	0.6958	-0.0003	0.0028	2.00
		29381	0.5	0.5073	0.5080	0.0007	0.0029	2.00
	590.0	29360	1.0	1.0222	1.0210	-0.0012	0.0028	2.00
		29914	0.7	0.7237	0.7221	-0.0016	0.0029	2.00
		29381	0.5	0.5361	0.5361	0.0000	0.0031	2.00
	635.0	29360	1.0	0.9753	0.9745	-0.0008	0.0028	2.00
		29914	0.7	0.6910	0.6900	-0.0010	0.0029	2.00
		29381	0.5	0.5211	0.5210	-0.0001	0.0032	2.00
Material	Wavelength (nm)	Solution (mg/l)	Certified Absorbance (A)	UUC* Reading Absorbance (A)	Error (A)	Uncertainty ± (A)	k Factor	
RM-0204060810	235.0	20	0.2422	0.2418	-0.0004	0.0101	2.00	
		40	0.4866	0.4852	-0.0014	0.0115	2.00	
		60	0.7414	0.7389	-0.0025	0.0067	2.00	
		80	0.9858	0.9842	-0.0016	0.0093	2.00	
		100	1.2442	1.2414	-0.0028	0.0086	2.00	

UUC\* = Unit Under Calibration

**Condition of this result of calibration : Spectrophotometer PERKINELMER Model Lambda 25 S/N 501S14123010**

Resolution of Wavelength Mode 0.1 nm  
 Resolution of Photometric Mode 0.0001 A

Parameter Setting  
 Measurement Mode Wavelength, Absorbance

Wavelength Scan 1100 nm-190 nm

Scanning Speed 7.5 nm/min

Data Pitch 0.1 nm

Band width(Wavelength) 1.0 nm

Band width(Vis) 1.0 nm

Band width(Uv) 1.0 nm

Stray Light** UUC* Reading at 220 nm	
Transmission T(%)	Absorbance(A)
0.0117	3.8659

\*\*Specific Acceptance :

Transmission  $\leq 1.0$  T(%), Absorbance  $\geq 2.0$  A

\*\*Stray light not TISI Accredited

The reported uncertainty is based on a standard uncertainty multiplied by a coverage factor  $k$ , providing a level of confidence of approximately 95%

End of Calibration Certificate

*T. Petch*



WO-02612424/2024

**MAINTENANCE AND TEST CERTIFICATE MODEL**  
**OPTIMA 5300DV**

<b>Customer :</b> <u>S.P.S.Consulting Service Co.,Ltd</u>	<b>Date Tested:</b> <u>January 6, 2025</u>
<b>Address :</b> <u>7 Soi Phaholyothin 24</u>	<b>Recommendation Recertification</b>
<u>Paholyothin Road</u>	<b>Period</b> <u>6</u> <b>Months</b>
<b>Jompoi Chatuchak, Bangkok 1090</b>	<b>Recertification Due:</b> <u>July 6, 2025</u>
<b>User Name:</b> <u>K.Phenpha Vipasthawatt</u>	<b>Date Last Certified:</b> <u>July 4, 2024</u>
<b>Phone:</b> <u>083-9269252</u>	<b>Visit Number:</b> <u>2 of 2</u>
<b>Fax:</b> <u>02-513-4221</u>	<b>PerkinElmer Phone:</b> <u>02-719-6420 ext 206</u>
	<b>PerkinElmer Fax:</b> <u>02-318-5597</u>

CONFIGURATION TESTED		ACCESSORIES/COMPONENT NOT INCLUDED
<b>MODEL</b>	<b>SERIAL NUMBER</b>	
<u>OPTIMA 5300DV</u>	<u>077C7042401</u>	
<b>TESTED EQUIPMENT</b>	<b>CALIBRATION NUMBER</b>	<b>EXPIRATION</b>
<u>IPV Methods</u>		
<b>TEST STANDARD USED</b>	<b>PART NUMBER</b>	<b>EXPIRATION DATE</b>
<u>Multielement Standard</u>	<u>N069-1579</u>	<u>December 30, 2025</u>
<u>Wavecal Solution</u>	<u>N058-2152</u>	<u>April 30, 2025</u>
<u>VIS Wavecal solution</u>	<u>N930-2946</u>	<u>December 30, 2025</u>
<u>Instrument Cal. STD4</u>	<u>N930-0221</u>	<u>August 30, 2025</u>
<b>CUSTOMER SUPPLIED</b>	<b>COMMENTS</b>	<b>CUSTOMER INITIALS</b>
<u>2 % HNO3</u>		
<u>10 % HNO3</u>		

Page 1 of 4



WO-02612424/2024

**MAINTENANCE AND TEST CERTIFICATE MODEL**  
**OPTIMA 5300DV**

<b>SERIAL NUMBER</b> <u>077C7042401</u>	<b>DATE TESTED</b> <u>January 6, 2025</u>
<b>1. MECHANICAL CHECKS</b>	
A. Inspect and clean all fans and filters.	<input type="checkbox"/> OK
B. Inspect and replace as necessary, all torch components including the RF coil.	<input type="checkbox"/> OK
C. Inspect all tubing for sign of clacking or leaking.	<input type="checkbox"/> OK
D. Adjust water and gas pressure regulator settings.	<input type="checkbox"/> OK
E. Inspect and leak check pneumatics drawers.	<input type="checkbox"/> OK
F. Clean the exterior of the instrument.	<input type="checkbox"/> OK
<b>2. OPTICAL CHECKS</b>	
A. Inspect and clean all optical components.	<input type="checkbox"/> OK
B. As required, check and replace all purgefilters.	<input type="checkbox"/> OK
C. Recheck optical alignment.	<input type="checkbox"/> OK
<b>3. COOLING SYSTEM CHECKS</b>	
A. Perform preventive maintenance on chiller.	<input type="checkbox"/> OK
B. Flush out the chiller every year.	<input type="checkbox"/> N/A
<b>4. PERFORMANCE CHECKS</b>	
A. Torch View Alignment.	<input type="checkbox"/> OK
B. Wavelength Calibration.	<input type="checkbox"/> OK

Page 2 of 4





## MAINTENANCE AND TEST CERTIFICATE MODEL

### OPTIMA 5300DV

SERIAL NUMBER : <u>077C7042401</u>		DATE TESTED : <u>January 6, 2025</u>	
PARAMETER	SPECIFICATION		FINAL VALUE
Spectral Resolution : UV	As 193.696 nm	≤ 0.007	0.00519
	Ni 231.604 nm	≤ 0.008	0.00667
	Ni 341.476 nm	≤ 0.012	0.00757
Spectral Resolution : VIS	La 408.672 nm	≤ 0.020	0.01621
	Ba 455.403 nm	≤ 0.025	0.02183
Precision	As 193.656 nm	% RSD < 1.0	0.51 %
	Zn 213.856 nm	% RSD < 1.0	0.48 %
	Mn 257.610 nm	% RSD < 1.0	0.03 %
	La 379.478 nm	% RSD < 1.0	0.05 %
	Ba 455.403 nm	% RSD < 1.0	0.07 %
	Ba 493.408 nm	% RSD < 1.0	0.04 %
Detection Limits : Axial	Tl 190.080 nm	3(sd)	10.65 ppb
	As 193.696 nm	3(sd)	2.48 ppb
	Pb 220.353 nm	3(sd)	3.09 ppb
Detection Limits : Radial	As 193.696 nm	3(sd)	12.41 ppb
	Zn 213.856 nm	3(sd)	0.91 ppb
	Mn 257.610 nm	3(sd)	0.13 ppb
	La 379.478 nm	3(sd)	4.74 ppb
	Ba 455.403 nm	3(sd)	0.10 ppb
	Ba 493.408 nm	3(sd)	0.18 ppb
BEC : Axial (IB X 500)/(IS-IB)	Cd 226.502 nm	≤ 150 ppb	14.22
BEC : Radial (IB X 1000)/(IS-IB)	Mn 257.610 nm	≤ 45 ppb	6.14



## MAINTENANCE AND TEST CERTIFICATE MODEL

### OPTIMA 5300DV

SERIAL NUMBER <u>077C7042401</u>	DATE TESTED <u>January 6, 2025</u>
----------------------------------	------------------------------------

Remarks :

Commissioning follow as commissioning performance sheets.

---



---



---



---



---



---



---

This is to certify that the above tests have been performed and the configuration tested

☒ meets  
☐ does not meet

the PerkinElmer Specifications listed on this certificate.

This certificate does not modify PerkinElmer's standard terms and condition of sale, including warranty terms.

**Service Department PerkinElmer Ltd.**

Authorized Representative: 

( Wiphan Promlumda )  
Service Engineer

## เอกสารแนบ 5-5

เอกสารสอบเทียบเครื่องมือการตรวจวิเคราะห์คุณภาพน้ำใต้ดิน

## GC Clarus 600/680 Preventive Maintenance (PM)

<b>Company Name:</b>	<b>S.P.S. Consulting Service Co.,Ltd</b>		
<b>Address (Instrument Location):</b>	7 Soi Phaholyothin24 Phaholyothin Road, Jompol, Chatuchak, Bangkok, 10900.		
<b>Serial Number:</b>	680S14042502	<b>Service Tag:</b>	N68APSSFXP
<b>Customer Name (if applicable):</b>	Ms.Naruecha	<b>PM number:</b>	1 of 2
<b>Service Engineer Name:</b>	Monchai Kitcharoenkeat	<b>Service Order Number:</b>	WO-
<b>Date PM Performed: (DD-MMM-YYYY)</b>	22-Feb-2025	<b>Next PM Due Date: (DD-MMM-YYYY)</b>	22-Aug-2025

Part Number	Release	Publication Date	
TH09370070	C	August 2016	

### Scope

The purpose of this PM is to ensure the continued functionality of the Clarus 600 and Clarus 680 GC by inspecting and replacing any worn or damaged parts. This service should only be performed by a trained representative of PerkinElmer. The customer should save their method before the PM begins.

### General Instructions:

The customer must provide the engineer operational data to demonstrate recent instrument performance prior to starting the PM. Always check with the customer before making any changes that may affect the customer's analysis or calibration, including a current back-up of system software and/or data files. The completed document should be signed by an authorized PerkinElmer and customer representative and left with the customer. Update the PM sticker and instrument logbook as required.

### Copyright Information

This document contains proprietary information that is protected by copyright. All rights are reserved. No part of this publication may be reproduced in any form whatsoever or translated into any language without the prior, written permission of Perkin Elmer, Inc. **Copyright © 2013 PerkinElmer, Inc.**

### Trademarks

Registered names, trademarks, etc. used in this document, even when not specifically marked as such, are protected by law. PerkinElmer is a registered trademark of PerkinElmer, Inc. All other trademarks and registered trademarks not owned by PerkinElmer, Inc. or its subsidiaries that are depicted herein are the property of their respective owners. **Except as specifically set forth in its terms and conditions of sale, PerkinElmer makes no Warranty of any kind with regard to this document, including, but not limited to, the implied warranties of merchantability and fitness for a particular purpose.** PerkinElmer shall not be liable for incidental or consequential damages in connection with the furnishing or use of this document.

## Component List

Component / Specific Model	Serial #	Software Version	Configuration Notes
Clarus680	680S14042502	Totalchrom6.3.2	PSS, PSS, FID,
Clarus SQ8T	648N4050804	Turbomass 6.4	
AtomX	US14113002	Tekma AtomX	

## Parts Lists

Additional Tools Required for PM				
Part Number (if applicable)	Description	Quantity	Serial #	Calibration Due Date (MM/YY)
N/A				
Additional Reagents and Standards Required for PM				
Part Number (if applicable)	Description	Quantity	Batch/Lot #	Expiration Date (MM/YY)
N/A				



## Procedure Checklist

Use (✓) to check off those steps in the checklist that have been completed.

### 1. General:

- ☒ Review the instrument performance with the customer and document any recent problems.
- ☒ Check incoming AC line voltage for proper levels and grounding.
 

L-N	220	Volt
L-G	220	Volt
N-G	0.33	Volt

*\*Neutral to ground not more than 0.5 volts peak to peak*
- ☒ Inspect all gas line filters and traps; Replace if necessary with customer supplied spares.
 

Carrier gas	<input checked="" type="checkbox"/> Helium	<input type="checkbox"/> Nitrogen	<input type="checkbox"/> Hydrogen
Moisture level	<input checked="" type="checkbox"/> Good	<input type="checkbox"/> Need to replace	<input type="checkbox"/> Other _____
Detector gas	<input checked="" type="checkbox"/> Air Zero	<input checked="" type="checkbox"/> Hydrogen	<input type="checkbox"/> Nitrogen <input type="checkbox"/> Helium
Moisture level	<input checked="" type="checkbox"/> Good	<input type="checkbox"/> Need to replace	<input type="checkbox"/> Other _____
- ☒ Inspect the customer log book and make any appropriate PM entries.
- ☒ Leak check all fittings from the gas source to instrument.
 

Gas leakage	<input checked="" type="checkbox"/> Pass	<input type="checkbox"/> Fail	Comment _____
-------------	--	-------------------------------	---------------
- ☒ Perform general inspection of system for cleanliness.
- ☒ Inspect for functional and clean electronic cooling and oven vent fans
 

Electronic cooling fan	<input checked="" type="checkbox"/> Yes	<input type="checkbox"/> No
Oven cooling fan	<input checked="" type="checkbox"/> Yes	<input type="checkbox"/> No

### 2. Electronic :

- ☒ Check oven temperature. Calibrate if necessary.
 

Oven temperature set point	150 °C	<input checked="" type="checkbox"/> Pass	<input type="checkbox"/> Fail
----------------------------	--------	--	-------------------------------
- ☐ Check sub-ambient option. (If installed).
 

Oven temperature set point	5 °C	<input type="checkbox"/> Pass	<input type="checkbox"/> Fail
----------------------------	------	-------------------------------	-------------------------------
- ☒ Perform routine maintenance on detector/injector. Replace parts as necessary with customer supplied spares.

- ☒ Check flows, including split flows if applicable. Calibrate if necessary.
 

Carrier flow	Pass
Split flow	Pass
- ☒ Check detector gas flows and adjust if necessary.
 

Detector flow	Pass
---------------	------
- ☒ Autosampler installed ☒ Yes ☐ No
 

Check autosampler sensor for wear and replace if necessary.	
Vial sensor	Pass
Door sensor	Pass
Tower sensor	Pass
Plunger sensor	Pass
Elevator sensor	Pass
- ☒ Remove syringe, manually flush. Replace with customer supplied spare if necessary.
- ☒ Check firmware version. Upgrade to current levels if necessary.
 

Firmware version	6.5
------------------	-----
- ☒ Measure all accessible power supply voltages.
 

5 Volt	Pass
+15 Volt	Pass
-15 Volt	Pass
24 Volt	Pass
- ☒ Record all detector voltage signal.
 

Detector Channel A	1.12	mV.
Detector Channel B	NA	mV.

### 3. Diagnostics Tests:

- ☒ Run instrument diagnostics.
 

BRAM	Pass
EPROM	Pass
- ☒ Run Autosampler diagnostics.
 

BRAM	Pass
EPROM	Pass

### 4. Review:

- ☒ Review with the customer PM work performed.
- ☒ Review with the customer routine maintenance procedures.
- ☒ Discuss recommended customer-supplied materials to have on hand
- ☒ Attach PM sticker.
- ☒ Update Logbook.

## Additional Comments

Additional Comments Regarding the PM

## Review

<i>The preventive maintenance checks and if applicable performance tests for Clarus600/680 GC have been completed.</i>	
<i>This Clarus600/680 GC      Pass      the preventive maintenance.</i>	
<b>Review of Preventive Maintenance:</b>	
Authorized PerkinElmer Representative: Monchai Kitcharoenkeat	Date: 22-Feb-2025 (DD-MMM-YYYY)
Authorized Customer Representative: Ms.Naruecha	Date: 22-Feb-2025 (DD-MMM-YYYY)

## เอกสารแนบ 5-6

เอกสารสอบเทียบเครื่องมือการตรวจวัดคุณภาพอากาศในสถานประกอบการ





บริษัท เอส.พี.เอส. คอนซัลติ้ง เซอร์วิส จำกัด  
S.P.S. CONSULTING SERVICE CO., LTD.  
7 ซอยพหลโยธิน 24 ถนนพหลโยธิน แขวงจตุจักร เขตจตุจักร กรุงเทพฯ 10900  
7 Soi Phaholyothin 24, Phaholyothin Rd., Jompol, Chatuchak, Bangkok 10900  
Tel : (662) 939-4370-72, Fax : (662) 513-4221, E-mail : sale@spscon.com, www.spscon.com

Personal Pump Calibration Report

Calibration Method : Dry Cal Primary Flowmeter

Model : Defender 510-H

S/N : 136164

Environmental Conditions

Temperature : 25 ± 3 °C  
Pressure : 1010 ± 15 mmbar

Personal Pump Data					Calibration Data									
No.	Brand	Model	Serial No.	Date	Flow Rate (ml/min)						Value From Calibration Curve			
					Setting			Actual (Q std.)			y		R <sup>2</sup>	
					1	2	3	1	2	3				
801	SKC	224-PCXR4	262101	03/10/2024	1,000	1,500	2,000	1,006	1,505	2,012	1.013x - 17.267	0.999		
802	SKC	224-PCXR4	626166	03/10/2024	1,000	1,500	2,000	998	1,500	1,995	1.000x - 2.067	1.000		
803	SKC	224-PCXR4	612968	02/10/2024	1,000	1,500	2,000	1,005	1,494	2,006	0.998x + 4.721	0.999		
804	SKC	224-PCXR4	602804	03/10/2024	1,000	1,500	2,000	996	1,511	2,007	1.012x - 19.485	0.999		
805	SKC	224-PCXR4	612693	02/10/2024	1,000	1,500	2,000	1,005	1,504	2,008	1.004x - 4.306	1.000		
806	SKC	224-PCXR4	262188	02/10/2024	1,000	1,500	2,000	1,013	1,505	2,008	0.996x + 6.748	0.999		
807	SKC	224-PCXR4	626262	02/10/2024	1,000	1,500	2,000	1,005	1,506	2,010	1.011x - 12.753	1.000		
808	SKC	224-PCXR4	626100	03/10/2024	1,000	1,500	2,000	1,000	1,498	1,993	0.995x + 5.105	1.000		
809	SKC	224-PCXR4	626479	02/10/2024	1,000	1,500	2,000	1,005	1,494	2,002	0.996x + 5.969	1.000		
810	SKC	224-PCXR4	091950	02/10/2024	1,000	1,500	2,000	1,004	1,504	2,008	1.011x - 15.436	1.000		
811	SKC	224-PCXR4	564315	03/10/2024	1,000	1,500	2,000	1,010	1,497	2,001	0.993x + 10.007	1.000		
812	SKC	224-PCXR4	034656	04/10/2024	1,000	1,500	2,000	998	1,507	2,005	1.013x - 22.552	0.999		
813	SKC	224-PCXR4	626073	03/10/2024	1,000	1,500	2,000	1,001	1,494	2,000	0.998x + 1.307	1.000		
814	SKC	224-PCXR4	626313	03/10/2024	1,000	1,500	2,000	1,014	1,504	2,013	0.999x + 8.699	1.000		
815	SKC	224-PCXR4	626474	03/10/2024	1,000	1,500	2,000	1,006	1,513	2,008	1.002x - 0.788	0.999		
816	SKC	224-PCXR4	626477	03/10/2024	1,000	1,500	2,000	1,001	1,514	2,009	1.009x - 11.678	1.000		
817	SKC	224-PCXR4	626860	02/10/2024	1,000	1,500	2,000	1,018	1,513	2,013	0.997x + 11.094	0.999		
818	SKC	224-PCXR4	691484	02/10/2024	1,000	1,500	2,000	999	1,498	1,999	1.000x + 0.668	1.000		
819	SKC	224-PCXR4	691599	03/10/2024	1,000	1,500	2,000	1,000	1,508	2,007	1.004x - 5.189	1.000		
820	SKC	224-PCXR4	691587	03/10/2024	1,000	1,500	2,000	997	1,514	2,005	1.010x - 12.129	1.000		
821	SKC	224-PCXR4	691531	04/10/2024	1,000	1,500	2,000	996	1,499	2,000	1.001x - 1.875	1.000		
822	SKC	224-PCXR4	691654	03/10/2024	1,000	1,500	2,000	999	1,508	2,006	1.008x - 13.641	1.000		
823	SKC	224-PCXR4	798393	03/10/2024	1,000	1,500	2,000	1,001	1,494	1,995	0.996x + 3.954	1.000		
824	SKC	224-PCXR4	626363	02/10/2024	1,000	1,500	2,000	999	1,492	2,003	1.001x - 3.994	1.000		
825	SKC	224-PCXR4	798489	03/10/2024	1,000	1,500	2,000	1,001	1,501	1,995	0.993x + 10.846	1.000		
826	SKC	224-PCXR4	798479	03/10/2024	1,000	1,500	2,000	996	1,507	2,004	1.007x - 13.888	1.000		
827	SKC	224-PCXR4	691673	03/10/2024	1,000	1,500	2,000	1,006	1,505	2,009	1.010x - 14.064	0.999		
828	SKC	224-PCXR4	691570	03/10/2024	1,000	1,500	2,000	996	1,510	2,008	1.012x - 19.941	0.999		
829	SKC	224-PCXR4	626472	03/10/2024	1,000	1,500	2,000	1,005	1,502	2,005	1.006x - 9.763	1.000		
830	SKC	224-PCXR4	691489	03/10/2024	1,000	1,500	2,000	1,004	1,501	2,008	1.009x - 13.737	1.000		
831	SKC	224-PCXR4	691509	03/10/2024	1,000	1,500	2,000	1,012	1,497	1,997	0.990x + 14.932	1.000		
832	SKC	224-PCXR4	091567	03/10/2024	1,000	1,500	2,000	1,010	1,510	2,008	1.003x - 3.978	0.999		
833	SKC	224-PCXR4	091756	02/10/2024	1,000	1,500	2,000	998	1,512	2,005	1.007x - 10.478	1.000		
834	SKC	224-PCXR4	612962	02/10/2024	1,000	1,500	2,000	999	1,504	2,000	1.001x - 0.963	1.000		
835	SKC	224-PCXR4	602682	02/10/2024	1,000	1,500	2,000	1,004	1,498	2,002	0.996x + 5.501	1.000		
836	SKC	224-PCXR4	626164	02/10/2024	1,000	1,500	2,000	1,008	1,507	2,004	1.000x + 2.331	1.000		
837	SKC	224-PCXR4	626256	04/10/2024	1,000	1,500	2,000	1,008	1,505	2,008	1.002x - 2.423	1.000		
838	SKC	224-PCXR4	626167	04/10/2024	1,000	1,500	2,000	997	1,499	1,998	1.001x - 2.994	1.000		
839	SKC	224-PCXR4	034637	04/10/2024	1,000	1,500	2,000	998	1,504	1,999	1.004x - 8.599	1.000		
840	SKC	224-PCXR4	798349	04/10/2024	1,000	1,500	2,000	1,001	1,500	1,994	0.999x - 2.619	1.000		

Calibrated by :

Adul Dangklom  
(Mr. Adul Dangklom)

Approved by :

Peera Detudom  
(Mr. Peera Detudom)



บริษัท เอส.พี.เอส. คอนซัลติ้ง เซอร์วิส จำกัด  
S.P.S. CONSULTING SERVICE CO., LTD.  
7 ซอยพหลโยธิน 24 ถนนพหลโยธิน แขวงจตุจักร เขตจตุจักร กรุงเทพฯ 10900  
7 Soi Phaholyothin 24, Phaholyothin Rd., Jompol, Chatuchak, Bangkok 10900  
Tel : (662) 939-4370-72, Fax : (662) 513-4221, E-mail : sale@spscon.com, www.spscon.com

Personal Pump Calibration Report

Calibration Method : Dry Cal Primary Flowmeter

Model : Defender 510-H

S/N : 136164

Environmental Conditions

Temperature : 25 ± 3 °C  
Pressure : 1010 ± 15 mmbar

Personal Pump Data					Calibration Data									
No.	Brand	Model	Serial No.	Date	Flow Rate (ml/min)						Value From Calibration Curve			
					Setting			Actual (Q std.)						
					1	2	3	1	2	3	y		R <sup>2</sup>	
B41	SKC	224-PCXR4	612669	02/10/2024	1,000	1,500	2,000	1,010	1,497	2,001	0.994x + 9.527		1.000	
B42	SKC	224-PCXR4	626041	04/10/2024	1,000	1,500	2,000	998	1,507	2,005	1.000x - 14.416		0.999	
B43	SKC	224-PCXR4	034636	03/10/2024	1,000	1,500	2,000	1,005	1,494	2,001	0.995x + 6.369		1.000	
B44	SKC	224-PCXR8	529341	03/10/2024	1,000	1,500	2,000	1,010	1,494	2,000	0.990x + 14.704		1.000	
B45	SKC	224-PCXR8	529594	02/10/2024	1,000	1,500	2,000	1,014	1,504	2,010	0.997x + 11.890		1.000	
B46	SKC	224-PCXR8	566743	04/10/2024	1,000	1,500	2,000	1,006	1,514	2,009	1.002x - 1.391		0.999	
B47	SKC	224-PCXR8	566747	02/10/2024	1,000	1,500	2,000	1,000	1,513	2,009	1.009x - 11.714		1.000	
B48	SKC	224-PCXR8	566753	04/10/2024	1,000	1,500	2,000	1,020	1,513	2,012	0.995x + 15.140		0.999	
B49	SKC	224-PCXR8	566780	04/10/2024	1,000	1,500	2,000	999	1,498	2,000	1.000x + 0.144		1.000	
B50	SKC	224-PCXR8	500400	04/10/2024	1,000	1,500	2,000	1,000	1,508	2,006	1.004x - 5.561		1.000	
B51	SKC	224-PCXR8	500363	04/10/2024	1,000	1,500	2,000	996	1,506	2,005	1.007x - 10.582		1.000	
B52	SKC	224-PCXR8	093186	03/10/2024	1,000	1,500	2,000	998	1,509	2,003	1.006x - 10.386		1.000	
B53	SKC	224-PCXR8	701670	03/10/2024	1,000	1,500	2,000	1,000	1,493	1,996	0.994x + 4.977		0.999	
B54	SKC	224-PCXR3	509821	02/10/2024	1,000	1,500	2,000	1,001	1,493	2,008	1.006x - 9.295		1.000	
B55	SKC	224-PCXR3	510710	04/10/2024	1,000	1,500	2,000	999	1,508	2,004	1.005x - 8.519		1.000	
B56	SKC	224-PCXR3	511450	03/10/2024	1,000	1,500	2,000	1,003	1,502	2,012	1.008x - 10.418		1.000	
B57	SKC	224-PCXR3	510798	02/10/2024	1,000	1,500	2,000	997	1,503	2,005	1.009x - 15.639		1.000	
B58	SKC	224-PCXR3	509852	02/10/2024	1,000	1,500	2,000	1,016	1,517	2,008	0.994x + 13.453		0.999	
B59	SKC	224-PCXR3	509862	04/10/2024	1,000	1,500	2,000	999	1,511	2,010	1.010x - 14.912		0.999	
B60	SKC	224-PCXR3	512655	02/10/2024	1,000	1,500	2,000	1,009	1,514	1,996	0.992x + 12.737		0.999	
B61	SKC	224-PCXR3	503915	04/10/2024	1,000	1,500	2,000	1,005	1,503	2,006	1.011x - 15.735		0.999	
B62	SKC	224-PCXR3	505975	03/10/2024	1,000	1,500	2,000	1,006	1,513	2,008	1.002x - 0.788		0.999	
B63	SKC	224-PCXR3	511432	02/10/2024	1,000	1,500	2,000	1,020	1,513	2,013	0.995x + 14.152		0.999	
B64	SKC	224-PCXR3	508302	04/10/2024	1,000	1,500	2,000	1,000	1,508	2,007	1.004x - 5.189		1.000	
B65	SKC	224-PCXR3	508310	02/10/2024	1,000	1,500	2,000	997	1,514	2,005	1.006x - 7.652		1.000	
B66	SKC	224-PCXR3	509861	04/10/2024	1,000	1,500	2,000	996	1,499	2,003	1.009x - 13.421		1.000	
B67	SKC	224-PCXR3	566295	03/10/2024	1,000	1,500	2,000	998	1,510	2,004	1.010x - 17.666		0.999	
B68	SKC	224-PCXR3	505872	03/10/2024	1,000	1,500	2,000	998	1,494	1,997	0.996x + 2.043		1.000	
B69	SKC	224-PCXR3	508375	04/10/2024	1,000	1,500	2,000	996	1,499	2,003	1.004x - 4.961		1.000	
B70	SKC	224-PCXR3	5110623	03/10/2024	1,000	1,500	2,000	1,002	1,504	2,000	1.002x - 1.959		1.000	
B71	SKC	224-PCXR3	508367	03/10/2024	1,000	1,500	2,000	996	1,503	1,999	1.003x - 5.913		1.000	
B72	SKC	224-PCXR3	505977	04/10/2024	1,000	1,500	2,000	997	1,499	1,996	0.998x - 0.140		1.000	
B73	SKC	224-PCXR3	512606	02/10/2024	1,000	1,500	2,000	1,005	1,504	2,007	1.008x - 11.262		1.000	
B74	SKC	224-PCXR3	505993	03/10/2024	1,000	1,500	2,000	998	1,504	2,002	1.005x - 10.110		1.000	
B75	SKC	224-PCXR3	509820	02/10/2024	1,000	1,500	2,000	1,004	1,503	2,007	1.009x - 12.679		1.000	
B76	SKC	224-PCXR3	509811	04/10/2024	1,000	1,500	2,000	1,005	1,493	2,003	0.997x + 5.309		1.000	
B77	SKC	224-PCXR3	508301	02/10/2024	1,000	1,500	2,000	998	1,496	2,002	1.002x - 3.498		1.000	
B78	SKC	224-PCXR3	510677	03/10/2024	1,000	1,500	2,000	1,015	1,505	2,010	1.003x - 0.420		0.999	
B79	SKC	224-PCXR3	510920	04/10/2024	1,000	1,500	2,000	999	1,493	2,004	1.008x - 13.332		1.000	



บริษัท เอส.พี.เอส. คอนซัลติ้ง เซอร์วิส จำกัด  
S.P.S. CONSULTING SERVICE CO., LTD.  
7 ซอยพหลโยธิน 24 ถนนพหลโยธิน แขวงจอมพล เขตจตุจักร กรุงเทพฯ 10900  
7 Soi Phaholyothin 24, Phaholyothin Rd., Jompol, Chatuchak, Bangkok 10900  
Tel : (662) 939-4370-72 Fax : (662) 513-4221 E-mail : sale@spscon.com, www.spscon.com

Personal Pump Calibration Report

Calibration Method : Dry Cal Primary Flowmeter

Model : Defender 510-H

S/N : 136164

Environmental Conditions

Temperature : 25 ± 3 °C  
Pressure : 1010 ± 15 mmbar

Personal Pump Data					Calibration Data							
No.	Brand	Model	Serial No.	Date	Flow Rate (ml/min)						Value From Calibration Curve	
					Setting			Actual (Q std.)				
					1	2	3	1	2	3	y	R <sup>2</sup>
880	SKC	224-PCXR3	504569	03/10/2024	1,000	1,500	2,000	998	1,507	2,003	1.007x - 12.517	1.000
881	SKC	224-PCXR3	503480	03/10/2024	1,000	1,500	2,000	997	1,496	1,997	1.001x - 3.994	1.000
882	SKC	224-PCXR3	505673	03/10/2024	1,000	1,500	2,000	1,005	1,503	2,006	1.001x - 1.851	0.999
883	SKC	224-PCXR3	510785	02/10/2024	1,000	1,500	2,000	1,001	1,505	2,000	0.999x + 0.108	1.000
884	SKC	224-PCXR3	508333	02/10/2024	1,000	1,500	2,000	1,003	1,504	1,999	1.001x - 1.315	1.000
885	SKC	224-PCXR3	505757	02/10/2024	1,000	1,500	2,000	1,003	1,506	2,001	1.003x - 1.855	1.000
886	SKC	224-PCXR3	512625	04/10/2024	1,000	1,500	2,000	1,000	1,501	1,998	1.000x - 1.111	1.000
887	SKC	224-PCXR3	504324	04/10/2024	1,000	1,500	2,000	999	1,509	2,007	1.009x - 15.683	0.999
888	SKC	224-PCXR3	508307	04/10/2024	1,000	1,500	2,000	999	1,500	1,996	0.996x + 4.825	1.000
889	SKC	224-PCXR3	509860	04/10/2024	1,000	1,500	2,000	1,002	1,503	2,006	1.008x - 10.170	1.000
890	SKC	224-PCXR3	508366	02/10/2024	1,000	1,500	2,000	999	1,506	2,003	1.000x - 0.612	1.000
891	SKC	224-PCXR3	510919	02/10/2024	1,000	1,500	2,000	1,011	1,504	2,001	0.991x + 17.894	1.000
892	SKC	224-PCXR3	510987	03/10/2024	1,000	1,500	2,000	1,004	1,505	2,008	1.008x - 10.210	1.000
893	SKC	224-PCXR3	509845	03/10/2024	1,000	1,500	2,000	1,005	1,505	2,005	1.005x - 5.793	1.000
894	SKC	224-PCXR8	A127871	03/10/2024	1,000	1,500	2,000	1,003	1,503	2,001	1.003x - 3.458	1.000
895	SKC	224-PCXR8	A127921	01/10/2024	1,000	1,500	2,000	998	1,506	2,006	1.008x - 11.706	1.000
896	SKC	224-PCXR8	A127942	01/10/2024	1,000	1,500	2,000	1,003	1,502	2,000	0.999x + 2.679	1.000
897	SKC	224-PCXR8	A127955	01/10/2024	1,000	1,500	2,000	1,004	1,505	2,008	1.010x - 12.557	1.000
898	SKC	224-PCXR8	A127956	01/10/2024	1,000	1,500	2,000	998	1,497	2,001	1.004x - 8.311	1.000

Calibrated by :

Adul Dangklom

(Mr. Adul Dangklom)

Approved by :

Peera Detudom

(Mr. Peera Detudom)





บริษัท เอส.พี.เอส. คอนซัลติ้ง เซอร์วิส จำกัด  
S.P.S. CONSULTING SERVICE CO., LTD.  
7 ซอยพหลโยธิน 24 ถนนพหลโยธิน แขวงจอมพล เขตจตุจักร กรุงเทพฯ 10900  
7 Soi Phaholyothin 24, Phaholyothin Rd., Jompol, Chatuchak, Bangkok 10900  
Tel : (662) 939-4370-72, Fax : (662) 513-4221, E-mail : sale@spscon.com, www.spscon.com

Personal Pump Calibration Report

Calibration Method : Dry Cal Primary Flowmeter

Model : Defender 510-H

S/N : 136164

Environmental Conditions

Temperature 25 ± 3 °C  
Pressure 1010 ± 15 mmbar

Personal Pump Data					Calibration Data									
No.	Brand	Model	Serial No.	Date	Flow Rate (ml/min)						Value From Calibration Curve			
					Setting			Actual (Q std.)						
					1	2	3	1	2	3	y	R <sup>2</sup>		
R01	SKC	224-PCXR4	602467	03/10/2024	1,000	1,500	2,000	1,005	1,505	2,008	1.006x - 6.472		1.000	
R02	SKC	224-PCXR4	626450	04/10/2024	1,000	2,000	3,000	1,003	1,503	2,006	1.009x - 16.691		0.999	
R03	SKC	224-PCXR4	691592	03/10/2024	1,000	1,500	2,000	996	1,506	2,006	1.008x - 13.145		1.000	
R04	SKC	224-PCXR4	691672	02/10/2024	1,000	1,500	2,000	1,003	1,502	2,000	0.993x + 7.476		1.000	
R05	SKC	224-PCXR4	798470	02/10/2024	1,000	1,500	2,000	1,004	1,505	2,008	1.005x - 7.440		1.000	
R06	SKC	224-PCXR4	798456	04/10/2024	1,000	1,500	2,000	1,003	1,506	2,001	1.003x - 1.855		1.000	
R07	SKC	224-PCXR4	798480	03/10/2024	1,000	1,500	2,000	995	1,501	1,997	1.002x - 6.149		1.000	
R08	SKC	224-PCXR4	883215	04/10/2024	1,000	1,500	2,000	995	1,509	2,004	1.011x - 20.001		0.999	
R09	SKC	224-PCXR4	034650	02/10/2024	1,000	1,500	2,000	996	1,500	1,997	1.000x - 1.051		1.000	
R10	SKC	224-PCXR4	091765	03/10/2024	1,000	1,500	2,000	1,002	1,503	2,006	1.007x - 9.531		1.000	
R11	SKC	224-PCXR4	091763	03/10/2024	1,000	1,500	2,000	999	1,506	2,001	1.010x - 20.761		0.999	
R12	SKC	224-PCXR4	091568	03/10/2024	1,000	1,500	2,000	1,012	1,504	2,001	0.990x + 19.294		1.000	
R13	SKC	224-PCXR4	091638	04/10/2024	1,000	1,500	2,000	1,004	1,505	2,008	1.008x - 10.210		1.000	
R14	SKC	224-PCXR4	091764	03/10/2024	1,000	1,500	2,000	998	1,498	1,997	0.999x + 0.148		1.000	
R15	SKC	224-PCXR8	529457	03/10/2024	1,000	1,500	2,000	1,003	1,497	2,000	0.996x + 5.377		1.000	
R16	SKC	224-PCXR8	529463	04/10/2024	1,000	1,500	2,000	996	1,505	2,006	1.012x - 19.118		1.000	
R17	SKC	224-PCXR8	529445	04/10/2024	1,000	1,500	2,000	1,004	1,503	2,006	1.002x - 3.334		1.000	
R18	SKC	224-PCXR8	566756	04/10/2024	1,000	1,500	2,000	997	1,504	1,998	1.001x - 3.462		1.000	
R19	SKC	224-PCXR8	566802	03/10/2024	1,000	1,500	2,000	1,005	1,504	2,007	1.004x - 4.118		1.000	
R20	SKC	224-PCXR8	529069	01/10/2024	1,000	1,500	2,000	999	1,493	2,006	1.005x - 8.571		1.000	
R21	SKC	224-PCXR8	665728	03/10/2024	1,000	1,500	2,000	1,004	1,503	1,996	0.993x + 9.763		1.000	
R22	SKC	224-PCXR8	707444	04/10/2024	1,000	1,500	2,000	999	1,504	2,000	1.001x - 0.963		1.000	
R23	SKC	224-PCXR8	761067	04/10/2024	1,000	1,500	2,000	1,004	1,498	2,002	0.996x + 5.501		1.000	
R24	SKC	224-PCXR8	707893	04/10/2024	1,000	1,500	2,000	997	1,495	2,003	1.006x - 11.110		1.000	
R25	SKC	224-PCXR8	761052	04/10/2024	1,000	1,500	2,000	1,016	1,507	2,003	0.992x + 15.204		1.000	
R26	SKC	224-PCXR8	707956	04/10/2024	1,000	1,500	2,000	1,002	1,499	2,002	1.001x - 0.028		1.000	
R27	SKC	224-PCXR8	707398	01/10/2024	1,000	1,500	2,000	1,008	1,505	2,008	1.006x - 6.261		1.000	
R28	SKC	224-PCXR8	707481	03/10/2024	1,000	1,500	2,000	1,005	1,505	2,004	0.999x + 1.175		1.000	
R29	SKC	224-PCXR8	707402	01/10/2024	1,000	1,500	2,000	1,001	1,500	1,996	1.001x - 4.617		1.000	
R30	SKC	224-PCXR8	093811	03/10/2024	1,000	1,500	2,000	1,000	1,506	1,998	0.998x + 6.228		1.000	
R31	SKC	224-PCXR8	093183	04/10/2024	1,000	1,500	2,000	1,005	1,502	1,999	1.006x - 13.357		0.999	
R32	SKC	224-PCXR8	671950	03/10/2024	1,000	1,500	2,000	996	1,504	2,004	1.008x - 14.572		1.000	
R33	SKC	224-PCXR4	626254	03/10/2024	1,000	1,500	2,000	1,005	1,503	2,008	1.007x - 9.639		1.000	
R34	SKC	224-PCXR4	626131	04/10/2024	1,000	1,500	2,000	996	1,495	2,001	1.002x - 5.649		1.000	
R35	SKC	224-PCXR8	707460	03/10/2024	1,000	1,500	2,000	999	1,498	1,999	0.997x + 2.375		1.000	
R36	SKC	224-PCXR8	707446	04/10/2024	1,000	1,500	2,000	1,000	1,495	1,997	0.995x + 4.558		1.000	
R37	SKC	224-PCXR8	707432	04/10/2024	1,000	1,500	2,000	994	1,502	1,996	1.000x - 2.818		1.000	
R38	SKC	224-PCXR8	707349	04/10/2024	1,000	1,500	2,000	997	1,507	2,004	1.005x - 6.648		1.000	
R39	SKC	224-PCXR8	761095	04/10/2024	1,000	1,500	2,000	1,000	1,496	1,997	0.999x + 0.856		1.000	

Calibrated by :

Adul Dangklom  
(Mr. Adul Dangklom)

Approved by :

Peera Detudom  
(Mr. Peera Detudom)



บริษัท เอส.พี.เอส. คอนซัลติ้ง เซอร์วิส จำกัด  
S.P.S. CONSULTING SERVICE CO., LTD.  
7 ซอยพหลโยธิน 24 ถนนพหลโยธิน แขวงจอมพล เขตจตุจักร กรุงเทพฯ 10900  
7 Soi Phaholyothin 24, Phaholyothin Rd., Jompol, Chatuchak, Bangkok 10900  
Tel : (662) 939-4370-72, Fax : (662) 513-4221, E-mail : sale@spscon.com, www.spscon.com

Personal Pump Calibration Report

Calibration Method : Dry Cal Primary Flowmeter

Model : Defender 510-H

S/N : 136164

Environmental Conditions

Temperature 25 ± 3 °C  
Pressure 1010 ± 15 mmbar

Personal Pump Data					Calibration Data									
No.	Brand	Model	Serial No.	Date	Flow Rate (ml/min)						Value From Calibration Curve			
					Setting			Actual (Q std.)						
					1	2	3	1	2	3	y	R <sup>2</sup>		
R40	SKC	224-PCXR4	612753	04/10/2024	1,000	1,500	2,000	1,005	1,503	2,011	1.007x - 10.270		0.999	
R41	SKC	224-PCXR4	626140	02/10/2024	1,000	1,500	2,000	1,000	1,506	2,013	1.012x - 16.627		1.000	
R42	SKC	224-PCXR4	626463	04/10/2024	1,000	1,500	2,000	1,000	1,506	1,998	0.998x + 6.229		1.000	
R43	SKC	224-PCXR4	626129	01/10/2024	1,000	1,500	2,000	999	1,504	2,004	1.008x - 14.732		1.000	
R44	SKC	224-PCXR4	602753	01/10/2024	1,000	1,500	2,000	1,000	1,497	2,001	1.000x - 0.172		1.000	
R45	SKC	224-PCXR4	626137	02/10/2024	1,000	1,500	2,000	997	1,496	1,998	1.001x - 3.542		1.000	
R47	SKC	224-PCXR4	A129234	03/10/2024	1,000	1,500	2,000	1,005	1,506	2,002	1.001x - 1.275		1.000	
R48	SKC	224-PCXR4	A129253	03/10/2024	1,000	1,500	2,000	1,005	1,503	2,007	1.002x + 0.236		1.000	
R49	SKC	224-PCXR4	A129168	03/10/2024	1,000	1,500	2,000	1,000	1,495	2,001	0.999x + 0.228		1.000	
R50	SKC	224-PCXR4	A129282	03/10/2024	1,000	1,500	2,000	997	1,490	1,999	1.004x - 13.816		1.000	
R51	SKC	224-PCXR4	A129284	03/10/2024	1,000	1,500	2,000	994	1,502	1,996	1.000x - 2.818		1.000	

Calibrated by :

Adul Dangklom  
(Mr. Adul Dangklom)

Approved by :

Peera Detudom  
(Mr. Peera Detudom)





บริษัท เอส.พี.เอส. คอนซัลติ้ง เซอร์วิส จำกัด  
S.P.S. CONSULTING SERVICE CO., LTD.  
7 ซอยพหลโยธิน 24 ถนนพหลโยธิน แขวงจตุจักร เขตจตุจักร กรุงเทพฯ 10900  
7 Soi Phaholyothin 24, Phaholyothin Rd., Jomjol, Chatchak, Bangkok 10900  
Tel : (662) 939-4370-72, Fax : (662) 513-4221, E-mail : sale@spscon.com, www.spscon.com

Personal Pump Calibration Report

Calibration Method : Dry Cal Primary Flowmeter

Model : Defender 510-H

S/N : 136164

Environmental Conditions

Temperature : 25 ± 3 °C  
Pressure : 1010 ± 15 mmbar

Personal Pump Data					Calibration Data								
No.	Brand	Model	Serial No.	Date	Flow Rate (mL/min)						Value From Calibration Curve		
					Setting			Actual (Q std.)					
					1	2	3	1	2	3			
B01	SKC	224-PCXR4	262101	01/04/2025	1,000	1,500	2,000	998	1,494	2,002	1.001x - 3.594	1.000	
B02	SKC	224-PCXR4	626166	01/04/2025	1,000	1,500	2,000	995	1,508	2,003	1.008x - 12.605	1.000	
B03	SKC	224-PCXR4	612968	03/04/2025	1,000	1,500	2,000	1,003	1,502	2,006	1.006x - 7.796	1.000	
B04	SKC	224-PCXR4	602804	03/04/2025	1,000	1,500	2,000	1,001	1,499	2,013	1.004x - 7.040	0.999	
B05	SKC	224-PCXR4	612693	03/04/2025	1,000	1,500	2,000	1,004	1,498	2,007	1.003x - 2.455	1.000	
B06	SKC	224-PCXR4	262188	03/04/2025	1,000	1,500	2,000	1,003	1,512	2,004	1.000x + 6.696	1.000	
B07	SKC	224-PCXR4	626262	03/04/2025	1,000	1,500	2,000	1,012	1,504	1,996	0.994x + 10.330	0.999	
B08	SKC	224-PCXR4	626100	02/04/2025	1,000	1,500	2,000	996	1,511	2,007	1.010x - 14.048	1.000	
B09	SKC	224-PCXR4	626479	03/04/2025	1,000	1,500	2,000	999	1,510	2,003	1.003x - 4.677	1.000	
B10	SKC	224-PCXR4	091950	03/04/2025	1,000	1,500	2,000	1,002	1,498	2,004	1.004x - 6.548	1.000	
B11	SKC	224-PCXR4	568315	04/04/2025	1,000	1,500	2,000	1,013	1,505	2,010	1.002x + 2.171	1.000	
B12	SKC	224-PCXR4	034656	04/04/2025	1,000	1,500	2,000	1,004	1,506	2,009	1.008x - 9.391	1.000	
B13	SKC	224-PCXR4	602073	03/04/2025	1,000	1,500	2,000	1,001	1,497	2,012	1.009x - 9.643	1.000	
B14	SKC	224-PCXR4	626313	03/04/2025	1,000	1,500	2,000	1,004	1,515	1,997	1.002x - 1.275	0.999	
B15	SKC	224-PCXR4	626474	03/04/2025	1,000	1,500	2,000	999	1,497	1,996	1.000x - 2.511	1.000	
B16	SKC	224-PCXR4	626477	03/04/2025	1,000	1,500	2,000	1,012	1,504	2,007	0.997x + 8.160	1.000	
B17	SKC	224-PCXR4	626860	01/04/2025	1,000	1,500	2,000	997	1,506	1,999	1.001x - 1.455	1.000	
B18	SKC	224-PCXR4	691484	02/04/2025	1,000	1,500	2,000	1,007	1,493	2,005	0.998x + 4.350	1.000	
B19	SKC	224-PCXR4	691599	03/04/2025	1,000	1,500	2,000	1,004	1,513	2,001	1.003x - 2.043	1.000	
B20	SKC	224-PCXR4	691587	03/04/2025	1,000	1,500	2,000	999	1,504	1,998	0.999x + 0.556	1.000	
B21	SKC	224-PCXR4	691531	03/04/2025	1,000	1,500	2,000	1,004	1,499	1,997	1.003x - 7.572	0.999	
B22	SKC	224-PCXR4	691654	04/04/2025	1,000	1,500	2,000	1,008	1,504	2,006	1.005x - 4.941	1.000	
B23	SKC	224-PCXR4	798393	04/04/2025	1,000	1,500	2,000	995	1,499	1,998	1.002x - 4.953	1.000	
B24	SKC	224-PCXR4	626363	04/04/2025	1,000	1,500	2,000	1,002	1,501	1,996	0.999x - 1.539	1.000	
B25	SKC	224-PCXR4	798489	04/04/2025	1,000	1,500	2,000	1,010	1,515	2,001	0.990x + 16.203	0.999	
B26	SKC	224-PCXR4	798479	03/04/2025	1,000	1,500	2,000	999	1,492	1,999	0.990x - 0.596	1.000	
B27	SKC	224-PCXR4	691673	03/04/2025	1,000	1,500	2,000	996	1,498	2,002	1.004x - 6.496	1.000	
B28	SKC	224-PCXR4	691570	03/04/2025	1,000	1,500	2,000	1,004	1,499	1,994	0.993x + 8.068	1.000	
B29	SKC	224-PCXR4	626472	03/04/2025	1,000	1,500	2,000	1,001	1,501	1,996	0.994x + 9.367	1.000	
B30	SKC	224-PCXR4	691489	01/04/2025	1,000	1,500	2,000	996	1,507	2,003	1.006x - 12.489	1.000	
B31	SKC	224-PCXR4	691509	02/04/2025	1,000	1,500	2,000	1,010	1,509	2,008	1.003x - 3.858	0.999	
B32	SKC	224-PCXR4	091567	02/04/2025	1,000	1,500	2,000	996	1,497	1,997	0.998x - 0.764	1.000	
B33	SKC	224-PCXR4	091756	03/04/2025	1,000	1,500	2,000	998	1,508	2,006	1.007x - 13.441	0.999	
B34	SKC	224-PCXR4	612962	03/04/2025	1,000	1,500	2,000	1,004	1,494	1,995	0.993x + 8.471	1.000	
B35	SKC	224-PCXR4	602682	03/04/2025	1,000	1,500	2,000	999	1,491	2,001	1.000x - 2.275	1.000	
B36	SKC	224-PCXR4	626104	03/04/2025	1,000	1,500	2,000	1,004	1,499	1,997	0.995x + 5.109	1.000	
B37	SKC	224-PCXR4	626256	03/04/2025	1,000	1,500	2,000	998	1,503	1,996	0.996x + 5.729	1.000	
B38	SKC	224-PCXR4	626167	03/04/2025	1,000	1,500	2,000	996	1,509	2,004	1.008x - 15.248	0.999	
B39	SKC	224-PCXR4	034637	02/04/2025	1,000	1,500	2,000	1,006	1,505	2,010	1.011x - 15.064	0.999	
B40	SKC	224-PCXR4	798349	03/04/2025	1,000	1,500	2,000	997	1,510	2,008	1.012x - 19.381	1.000	

Calibrated by :

Adul Dangklom  
(Mr. Adul Dangklom)

Approved by :

Peera Detudom  
(Mr. Peera Detudom)



บริษัท เอส.พี.เอส. คอนซัลติ้ง เซอร์วิส จำกัด  
S.P.S. CONSULTING SERVICE CO., LTD.  
7 ซอยพหลโยธิน 24 ถนนพหลโยธิน แขวงจตุจักร เขตจตุจักร กรุงเทพฯ 10900  
7 Soi Phaholyothin 24, Phaholyothin Rd., Jomjol, Chatchak, Bangkok 10900  
Tel : (662) 939-4370-72, Fax : (662) 513-4221, E-mail : sale@spscon.com, www.spscon.com

Personal Pump Calibration Report

Calibration Method : Dry Cal Primary Flowmeter

Model : Defender 510-H

S/N : 136164

Environmental Conditions

Temperature : 25 ± 3 °C  
Pressure : 1010 ± 15 mmbar

Personal Pump Data					Calibration Data							
No.	Brand	Model	Serial No.	Date	Flow Rate (mL/min)						Value From Calibration Curve	
					Setting			Actual (Q std.)				
					1	2	3	1	2	3	y	R <sup>2</sup>
B61	SKC	224-PCXR4	612669	03/04/2025	1,000	1,500	2,000	1,005	1,502	2,004	1.005x - 8.923	1.000
B62	SKC	224-PCXR4	626041	03/04/2025	1,000	1,500	2,000	1,004	1,501	2,008	1.009x - 13.856	1.000
B63	SKC	224-PCXR4	034636	01/04/2025	1,000	1,500	2,000	1,012	1,497	1,996	0.990x + 15.132	1.000
B64	SKC	224-PCXR8	529341	01/04/2025	1,000	1,500	2,000	1,011	1,511	2,008	1.002x - 0.860	0.999
B65	SKC	224-PCXR8	529594	04/04/2025	1,000	1,500	2,000	993	1,512	2,003	1.009x - 14.476	1.000
B66	SKC	224-PCXR8	566743	04/04/2025	1,000	1,500	2,000	1,008	1,508	2,008	1.000x - 0.100	0.999
B67	SKC	224-PCXR8	566747	04/04/2025	1,000	1,500	2,000	999	1,510	2,010	1.010x - 14.444	1.000
B68	SKC	224-PCXR8	566753	01/04/2025	1,000	1,500	2,000	1,010	1,506	2,006	0.999x + 2.782	1.000
B69	SKC	224-PCXR8	566780	04/04/2025	1,000	1,500	2,000	1,003	1,504	2,004	1.003x - 2.183	1.000
B70	SKC	224-PCXR8	500400	04/04/2025	1,000	1,500	2,000	1,002	1,493	1,995	0.994x + 5.841	1.000
B71	SKC	224-PCXR8	500363	04/04/2025	1,000	1,500	2,000	998	1,511	2,011	1.013x - 19.465	0.999
B72	SKC	224-PCXR8	093186	02/04/2025	1,000	1,500	2,000	997	1,505	2,006	1.008x - 12.641	1.000
B73	SKC	224-PCXR8	707670	02/04/2025	1,000	1,500	2,000	1,004	1,503	2,007	1.007x - 7.992	1.000
B74	SKC	224-PCXR3	509821	02/04/2025	1,000	1,500	2,000	1,005	1,504	2,008	1.010x - 15.060	0.999
B75	SKC	224-PCXR3	510710	02/04/2025	1,000	1,500	2,000	1,001	1,495	1,997	0.996x + 5.073	1.000
B76	SKC	224-PCXR3	511450	02/04/2025	1,000	1,500	2,000	1,005	1,494	1,996	0.991x - 13.585	1.000
B77	SKC	224-PCXR3	510798	03/04/2025	1,000	1,500	2,000	997	1,511	2,009	1.014x - 21.340	0.999
B78	SKC	224-PCXR3	509852	03/04/2025	1,000	1,500	2,000	1,006	1,493	2,002	1.001x - 4.094	1.000
B79	SKC	224-PCXR3	509862	03/04/2025	1,000	1,500	2,000	995	1,502	2,003	1.012x - 21.564	1.000
B80	SKC	224-PCXR3	512655	03/04/2025	1,000	1,500	2,000	998	1,507	2,004	1.010x - 18.510	0.999
B81	SKC	224-PCXR3	503915	03/04/2025	1,000	1,500	2,000	997	1,499	2,001	1.002x - 4.374	1.000
B82	SKC	224-PCXR3	505975	01/04/2025	1,000	1,500	2,000	1,002	1,503	2,005	1.008x - 11.138	1.000
B83	SKC	224-PCXR3	511432	04/04/2025	1,000	1,500	2,000	998	1,502	1,996	0.996x + 3.970	1.000
B84	SKC	224-PCXR3	508302	04/04/2025	1,000	1,500	2,000	1,005	1,509	2,008	1.009x - 10.402	1.000
B85	SKC	224-PCXR3	508310	04/04/2025	1,000	1,500	2,000	1,004	1,503	2,007	1.010x - 14.088	1.000
B86	SKC	224-PCXR3	509861	04/04/2025	1,000	1,500	2,000	1,003	1,504	2,010	1.008x - 12.369	1.000
B87	SKC	224-PCXR3	506295	04/04/2025	1,000	1,500	2,000	1,002	1,498	2,004	0.998x + 4.290	1.000
B88	SKC	224-PCXR3	505872	04/04/2025	1,000	1,500	2,000	999	1,504	1,998	1.000x + 0.436	1.000
B89	SKC	224-PCXR3	508375	02/04/2025	1,000	1,500	2,000	1,004	1,498	2,002	0.996x + 5.501	1.000
B90	SKC	224-PCXR3	510623	02/04/2025	1,000	1,500	2,000	996	1,497	2,005	1.005x - 8.735	1.000
B91	SKC	224-PCXR3	508367	02/04/2025	1,000	1,500	2,000	1,013	1,505	2,009	1.000x + 3.394	0.999
B92	SKC	224-PCXR3	505977	02/04/2025	1,000	1,500	2,000	997	1,494	2,003	1.006x - 11.350	1.000
B93	SKC	224-PCXR3	512696	01/04/2025	1,000	1,500	2,000	1,010	1,507	2,004	0.998x + 5.129	1.000
B94	SKC	224-PCXR3	505993	01/04/2025	1,000	1,500	2,000	998	1,499	2,010	1.009x - 11.942	1.000
B95	SKC	224-PCXR3	509820	01/04/2025	1,000	1,500	2,000	995	1,511	2,004	1.011x - 18.966	0.999
B96	SKC	224-PCXR3	509811	01/04/2025	1,000	1,500	2,000	998	1,504	2,010	1.012x - 20.993	0.999
B97	SKC	224-PCXR3	508301	03/04/2025	1,000	1,500	2,000	1,007	1,509	2,008	1.001x + 3.759	1.000
B98	SKC	224-PCXR3	510677	04/04/2025	1,000	1,500	2,000	998	1,508	2,001	1.003x - 3.278	1.000
B79	SKC	224-PCXR3	510920	04/04/2025	1,000	1,500	2,000	1,001	1,501	1,994	0.999x - 1.819	1.000



บริษัท เอส.พี.เอส. คอนซัลติ้ง เซอร์วิส จำกัด  
S.P.S. CONSULTING SERVICE CO., LTD.  
7 ซอยพหลโยธิน 24 ถนนพหลโยธิน แขวงจตุจักร กรุงเทพฯ 10900  
7 Soi Phaholyothin 24, Phaholyothin Rd., Jompol, Chatuchak, Bangkok 10900  
Tel : (662) 939-4370-72, Fax : (662) 513-4221, E-mail : sale@spscon.com, www.spscon.com

Personal Pump Calibration Report

Calibration Method : Dry Cal Primary Flowmeter

Model : Defender 510-H

S/N : 136833

Environmental Conditions

Temperature : 25 ± 3 °C  
Pressure : 1010 ± 15 mmbar

Personal Pump Data				Calibration Data									
No.	Brand	Model	Serial No.	Date	Flow Rate (mL/min)						Value From Calibration Curve		
					Setting			Actual (Q std.)					
					1	2	3	1	2	3	y	R <sup>2</sup>	
R01	SKC	224-PCXR4	602467	02/04/2025	1,000	1,500	2,000	1,003	1,506	2,001	1.003x - 1.855	1.000	
R02	SKC	224-PCXR4	626450	02/04/2025	1,000	1,500	2,000	994	1,501	2,002	1.006x - 11.866	1.000	
R03	SKC	224-PCXR4	691592	01/04/2025	1,000	1,500	2,000	995	1,509	2,007	1.013x - 22.400	0.999	
R04	SKC	224-PCXR4	691672	02/04/2025	1,000	1,500	2,000	996	1,502	1,996	0.999x + 0.668	1.000	
R05	SKC	224-PCXR4	798470	04/04/2025	1,000	1,500	2,000	995	1,511	2,005	1.010x - 16.711	0.999	
R06	SKC	224-PCXR4	798456	04/04/2025	1,000	1,500	2,000	1,002	1,499	2,003	1.005x - 5.745	1.000	
R07	SKC	224-PCXR4	798480	04/04/2025	1,000	1,500	2,000	1,005	1,504	2,007	1.011x - 16.099	0.999	
R08	SKC	224-PCXR4	883215	04/04/2025	1,000	1,500	2,000	1,002	1,503	2,004	1.014x - 23.623	0.999	
R09	SKC	224-PCXR4	034650	02/04/2025	1,000	1,500	2,000	999	1,497	2,011	1.009x - 11.282	1.000	
R10	SKC	224-PCXR4	091765	01/04/2025	1,000	1,500	2,000	1,002	1,505	2,003	1.012x - 20.705	0.999	
R11	SKC	224-PCXR4	091763	02/04/2025	1,000	1,500	2,000	997	1,504	2,005	1.005x - 4.550	1.000	
R12	SKC	224-PCXR4	091568	02/04/2025	1,000	1,500	2,000	998	1,513	2,004	1.015x - 25.798	0.999	
R13	SKC	224-PCXR4	091638	03/04/2025	1,000	1,500	2,000	996	1,502	1,999	1.003x - 5.821	1.000	
R14	SKC	224-PCXR4	091764	03/04/2025	1,000	1,500	2,000	1,002	1,503	1,997	0.997x + 5.785	1.000	
R15	SKC	224-PCXR8	529457	01/04/2025	1,000	1,500	2,000	996	1,501	2,001	1.002x - 5.453	1.000	
R16	SKC	224-PCXR8	529643	02/04/2025	1,000	1,500	2,000	999	1,506	1,998	0.998x + 4.809	1.000	
R17	SKC	224-PCXR8	529645	02/04/2025	1,000	1,500	2,000	993	1,504	2,004	1.009x - 19.210	1.000	
R18	SKC	224-PCXR8	566756	04/04/2025	1,000	1,500	2,000	1,005	1,503	2,008	1.007x - 9.639	1.000	
R19	SKC	224-PCXR8	566802	04/04/2025	1,000	1,500	2,000	996	1,495	1,997	1.000x - 2.051	1.000	
R20	SKC	224-PCXR8	529089	02/04/2025	1,000	1,500	2,000	999	1,498	1,999	1.004x - 12.497	1.000	
R21	SKC	224-PCXR8	665728	02/04/2025	1,000	1,500	2,000	994	1,502	1,996	1.000x - 2.818	1.000	
R22	SKC	224-PCXR8	707444	03/04/2025	1,000	1,500	2,000	999	1,507	2,004	1.009x - 16.603	0.999	
R23	SKC	224-PCXR8	761067	03/04/2025	1,000	1,500	2,000	997	1,496	1,997	1.001x - 3.342	1.000	
R24	SKC	224-PCXR8	707893	02/04/2025	1,000	1,500	2,000	1,005	1,504	2,012	1.008x - 11.430	0.999	
R25	SKC	224-PCXR8	761052	01/04/2025	1,000	1,500	2,000	1,002	1,493	2,010	1.006x - 8.771	1.000	
R26	SKC	224-PCXR8	707956	02/04/2025	1,000	1,500	2,000	997	1,504	1,997	1.001x - 2.663	1.000	
R27	SKC	224-PCXR8	707398	02/04/2025	1,000	1,500	2,000	996	1,495	2,001	1.007x - 19.305	0.999	
R28	SKC	224-PCXR8	707481	03/04/2025	1,000	1,500	2,000	1,013	1,507	2,004	0.996x + 9.887	1.000	
R29	SKC	224-PCXR8	707402	04/04/2025	1,000	1,500	2,000	998	1,499	2,010	1.010x - 19.297	1.000	
R30	SKC	224-PCXR8	093811	02/04/2025	1,000	1,500	2,000	1,008	1,505	2,008	1.006x - 6.261	1.000	
R31	SKC	224-PCXR8	093183	02/04/2025	1,000	1,500	2,000	1,002	1,501	1,994	0.998x - 0.140	1.000	
R32	SKC	224-PCXR8	671950	01/04/2025	1,000	1,500	2,000	1,001	1,498	1,997	0.997x + 3.786	1.000	
R33	SKC	224-PCXR4	626234	01/04/2025	1,000	1,500	2,000	1,006	1,497	2,001	0.995x + 7.736	1.000	
R34	SKC	224-PCXR4	626131	01/04/2025	1,000	1,500	2,000	994	1,506	2,006	1.009x - 17.998	1.000	
R35	SKC	224-PCXR8	707460	01/04/2025	1,000	1,500	2,000	1,006	1,505	2,014	1.010x - 14.668	0.999	
R36	SKC	224-PCXR8	707446	04/04/2025	1,000	1,500	2,000	998	1,500	1,995	1.000x - 2.067	1.000	
R37	SKC	224-PCXR8	707432	02/04/2025	1,000	1,500	2,000	1,005	1,494	2,006	0.998x + 4.721	1.000	
R38	SKC	224-PCXR8	707349	03/04/2025	1,000	1,500	2,000	996	1,511	2,007	1.012x - 19.485	0.999	
R39	SKC	224-PCXR8	761095	02/04/2025	1,000	1,500	2,000	1,005	1,505	2,008	1.004x - 4.026	1.000	

Calibrated by :

Adul Dangklom  
(Mr. Adul Dangklom)

Approved by :

(Mr. Peera Detudom)



บริษัท เอส.พี.เอส. คอนซัลติ้ง เซอร์วิส จำกัด  
S.P.S. CONSULTING SERVICE CO., LTD.  
7 ซอยพหลโยธิน 24 ถนนพหลโยธิน แขวงจตุจักร กรุงเทพฯ 10900  
7 Soi Phaholyothin 24, Phaholyothin Rd., Jompol, Chatuchak, Bangkok 10900  
Tel : (662) 939-4370-72, Fax : (662) 513-4221, E-mail : sale@spscon.com, www.spscon.com

Personal Pump Calibration Report

Calibration Method : Dry Cal Primary Flowmeter

Model : Defender 510-H

S/N : 136833

Environmental Conditions

Temperature : 25 ± 3 °C  
Pressure : 1010 ± 15 mmbar

Personal Pump Data				Calibration Data										
No.	Brand	Model	Serial No.	Date	Flow Rate (mL/min)						Value From Calibration Curve			
					Setting			Actual (Q std.)						
					1	2	3	1	2	3	y	R <sup>2</sup>		
R40	SKC	224-PCXR4	612753	03/04/2025	1,000	1,500	2,000	1,013	1,505	2,008	0.996x + 6.748	0.999		
R41	SKC	224-PCXR4	626140	01/04/2025	1,000	1,500	2,000	1,006	1,506	2,009	1.005x - 6.157	1.000		
R42	SKC	224-PCXR4	626463	02/04/2025	1,000	1,500	2,000	1,005	1,495	2,002	0.997x + 5.089	1.000		
R43	SKC	224-PCXR4	626129	04/04/2025	1,000	1,500	2,000	1,004	1,504	2,006	1.011x - 15.436	1.000		
R44	SKC	224-PCXR4	602753	02/04/2025	1,000	1,500	2,000	999	1,492	2,001	1.004x - 13.988	0.999		
R45	SKC	224-PCXR4	626137	03/04/2025	1,000	1,500	2,000	1,001	1,501	1,996	0.994x + 9.247	1.000		

Calibrated by :

Adul Dangklom  
(Mr. Adul Dangklom)

Approved by :

(Mr. Peera Detudom)





บริษัท เอส.พี.เอส. คอนซัลติ้ง เซอร์วิส จำกัด  
S.P.S. CONSULTING SERVICE CO., LTD.  
7 ซอยพหลโยธิน 24 ถนนพหลโยธิน แขวงจอมพล เขตจตุจักร กรุงเทพฯ 10900  
7 Soi Phaholyothin 24, Phaholyothin Rd., Jompol, Chatuchak, Bangkok 10900  
Tel : (662) 939-4370-72, Fax : (662) 513-4221, E-mail : sale@spscon.com, www.spscon.com

Rotameter Calibration Report (For Personal Pump High Flow Adjust)

Calibration Method : Dry Cal Primary Flowmeter

Model : Defender 510-H

S/N : 136164

Calibration Data

Rotameter Data				Calibration Data							
No.	Brand	Model	Date	Flow Rate (ml/min)						Value From Calibration Curve	
				Flow Rate (Reading)			Actual (Q std.)				
				1	2	3	1	2	3	y	R <sup>2</sup>
H-R01	Dwyer	VFB-65	03/10/2024	500	1,000	2,000	500.9	1000.8	1994.3	1.003x + 0.055	1.000
H-R02	Dwyer	VFB-65	01/10/2024	500	1,000	2,000	500.1	998.9	1992.4	1.002x - 3.472	0.999
H-R03	Dwyer	VFB-65	02/10/2024	500	1,000	2,000	501.6	999.3	2001.6	0.994x + 6.383	1.000
H-R04	Dwyer	VFB-65	03/10/2024	500	1,000	2,000	503.3	999.8	1993.2	1.001x - 1.914	0.999
H-R05	Dwyer	VFB-65	01/10/2024	500	1,000	2,000	500.2	1002.6	2000.4	1.002x - 0.160	1.000
H-R06	Dwyer	VFB-65	02/10/2024	500	1,000	2,000	503.1	1002.8	1999.6	0.999x + 5.589	1.000

Calibrated by :

Adul Dangklom  
(Mr. Adul Dangklom)

Approved by :

Peera Detudom  
(Mr. Peera Detudom)



บริษัท เอส.พี.เอส. คอนซัลติ้ง เซอร์วิส จำกัด  
S.P.S. CONSULTING SERVICE CO., LTD.  
7 ซอยพหลโยธิน 24 ถนนพหลโยธิน แขวงจอมพล เขตจตุจักร กรุงเทพฯ 10900  
7 Soi Phaholyothin 24, Phaholyothin Rd., Jompol, Chatuchak, Bangkok 10900  
Tel : (662) 939-4370-72, Fax : (662) 513-4221, E-mail : sale@spscon.com, www.spscon.com

Rotameter Calibration Report (For Personal Pump Low Flow Adjust)

Calibration Method : Dry Cal Primary Flowmeter

Model : Defender 510-H

S/N : 136164

Calibration Data

Rotameter Data				Calibration Data							
No.	Brand	Model	Date	Flow Rate (ml/min)						Value From Calibration Curve	
				Flow Rate (Reading)			Actual (Q std.)				
				1	2	3	1	2	3	y	R <sup>2</sup>
L-R01	Dwyer	VFA-21	03/10/2024	50	100	200	50.3	101.1	201.1	1.006x - 0.517	0.999
L-R02	Dwyer	VFA-21	01/10/2024	50	100	200	50.5	100.1	200.8	1.002x + 0.130	1.000
L-R03	Dwyer	VFA-21	02/10/2024	50	100	200	49.8	100.7	200.9	1.004x - 0.236	1.000
L-R04	Dwyer	VFA-21	03/10/2024	50	100	200	49.9	99.9	201.0	1.005x - 0.411	1.000
L-R05	Dwyer	VFA-21	01/10/2024	50	100	200	50.7	101.1	201.2	1.005x - 0.153	0.999
L-R06	Dwyer	VFA-21	02/10/2024	50	100	200	50.4	99.7	201.1	1.001x + 0.149	1.000

Calibrated by :

Adul Dangklom  
(Mr. Adul Dangklom)

Approved by :

Peera Detudom  
(Mr. Peera Detudom)





บริษัท เอส.พี.เอส. คอนซัลติ้ง เซอร์วิส จำกัด  
S.P.S. CONSULTING SERVICE CO., LTD.  
7 ซอยพหลโยธิน 24 ถนนพหลโยธิน แขวงจอมพล เขตจตุจักร กรุงเทพฯ 10900  
7 Soi Phaholyothin 24, Phaholyothin Rd., Jompol, Chulachak, Bangkok 10900  
Tel : (662) 939-4370-72, Fax : (662) 513-4221, E-mail : sale@spscon.com, www.spscon.com

Rotameter Calibration Report (For Personal Pump High Flow Adjust)

Calibration Method : Dry Cal Primary Flowmeter

Model : Defender 510-H

S/N : 136164

Calibration Data

Rotameter Data			Calibration Data								
No.	Brand	Model	Date	Flow Rate (ml/min)						Value From Calibration Curve	
				Flow Rate (Reading)			Actual (Q std.)				
				1	2	3	1	2	3	y	R <sup>2</sup>
H-R01	Dwyer	VFB-65	01/04/2025	500	1,000	2,000	499.1	997.5	1996.2	0.992x + 10.557	1.000
H-R02	Dwyer	VFB-65	03/04/2025	500	1,000	2,000	501.5	996.9	2004.4	1.002x - 0.966	1.000
H-R03	Dwyer	VFB-65	03/04/2025	500	1,000	2,000	498.9	997.4	1996.5	0.997x - 0.674	1.000
H-R04	Dwyer	VFB-65	01/04/2025	500	1,000	2,000	498.0	996.5	2007.8	1.001x - 8.142	0.999
H-R05	Dwyer	VFB-65	02/04/2025	500	1,000	2,000	501.2	998.6	1993.7	0.994x + 6.199	1.000
H-R06	Dwyer	VFB-65	03/04/2025	500	1,000	2,000	499.7	995.3	1989.1	0.995x + 1.374	0.999
H-R07	Dwyer	VFB-65	03/04/2025	500	1,000	2,000	500.1	999.7	2006.4	0.998x - 1.014	1.000
H-R08	Dwyer	VFB-65	01/04/2025	500	1,000	2,000	499.8	997.4	1994.8	0.993x + 6.689	1.000
H-R09	Dwyer	VFB-65	04/04/2025	500	1,000	2,000	498.2	997.1	2005.6	0.999x + 0.065	0.999
H-R10	Dwyer	VFB-65	04/04/2025	500	1,000	2,000	501.2	998.4	2009.2	0.998x + 3.713	1.000

Calibrated by :

Adul Dangklom  
(Mr. Adul Dangklom)

Approved by :

(Mr. Peera Detudom)



บริษัท เอส.พี.เอส. คอนซัลติ้ง เซอร์วิส จำกัด  
S.P.S. CONSULTING SERVICE CO., LTD.  
7 ซอยพหลโยธิน 24 ถนนพหลโยธิน แขวงจอมพล เขตจตุจักร กรุงเทพฯ 10900  
7 Soi Phaholyothin 24, Phaholyothin Rd., Jompol, Chulachak, Bangkok 10900  
Tel : (662) 939-4370-72, Fax : (662) 513-4221, E-mail : sale@spscon.com, www.spscon.com

Rotameter Calibration Report (For Personal Pump High Flow Adjust)

Calibration Method : Dry Cal Primary Flowmeter

Model : Defender 510-H

S/N : 136164

Calibration Data

Rotameter Data				Calibration Data							
No.	Brand	Model	Date	Flow Rate (ml/min)						Value From Calibration Curve	
				Flow Rate (Reading)			Actual (Q std.)				
				1	2	3	1	2	3	y	R <sup>2</sup>
H-R01	Dwyer	VFB-65	02/04/2025	500	1,000	2,000	499.6	998.8	2004.8	1.001x - 3.678	1.000
H-R02	Dwyer	VFB-65	02/04/2025	500	1,000	2,000	501.7	997.1	1991.5	0.998x + 0.386	0.999
H-R03	Dwyer	VFB-65	01/04/2025	500	1,000	2,000	499.8	999.7	1992.8	1.000x + 1.316	1.000
H-R04	Dwyer	VFB-65	04/04/2025	500	1,000	2,000	500.2	999.4	1989.2	0.999x + 1.870	0.999
H-R05	Dwyer	VFB-65	04/04/2025	500	1,000	2,000	499.9	1000.8	1994.5	1.000x + 0.815	1.000
H-R06	Dwyer	VFB-65	03/04/2025	500	1,000	2,000	500.5	1001.3	1990.7	0.997x + 4.894	0.999

Calibrated by :

Adul Dangklom  
(Mr. Adul Dangklom)

Approved by :

(Mr. Peera Detudom)



บริษัท เอส.พี.เอส. คอนซัลติ้ง เซอร์วิส จำกัด  
S.P.S. CONSULTING SERVICE CO., LTD.  
7 ซอยพหลโยธิน 24 ถนนพหลโยธิน แขวงจอมพล เขตจตุจักร กรุงเทพฯ 10900  
7 Soi Phaholyothin 24, Phaholyothin Rd., Jompol, Chulachak, Bangkok 10900  
Tel : (662) 939-4370-72 Fax : (662) 513-4221 E-mail : sale@spscn.com, www.spscn.com

Rotameter Calibration Report (For Personal Pump Low Flow Adjust)

Calibration Method : Dry Cal Primary Flowmeter

Model : Defender 510-H

S/N : 136164

Rotameter Data			Calibration Data									
No.	Brand	Model	Date	Flow Rate (ml/min)						Value From Calibration Curve		
				Flow Rate (Reading)			Actual (Q std.)					
				1	2	3	1	2	3	y	R <sup>2</sup>	
L-B01	Dwyer	VFA-21	01/04/2025	50	100	200	49.7	99.0	200.9	0.993x + 0.389	1.000	
L-B02	Dwyer	VFA-21	03/04/2025	50	100	200	50.1	100.2	199.3	0.995x + 1.127	0.999	
L-B03	Dwyer	VFA-21	04/04/2025	50	100	200	50.4	100.7	201.1	0.992x + 1.381	1.000	
L-B04	Dwyer	VFA-21	01/04/2025	50	100	200	50.8	99.0	198.2	0.998x + 0.410	0.999	
L-B05	Dwyer	VFA-21	02/04/2025	50	100	200	50.6	99.5	198.9	0.993x + 0.837	1.000	
L-B06	Dwyer	VFA-21	03/04/2025	50	100	200	50.1	100.2	201.7	1.002x - 0.009	1.000	
L-B07	Dwyer	VFA-21	03/04/2025	50	100	200	50.3	101.7	200.5	0.996x + 1.584	1.000	
L-B08	Dwyer	VFA-21	01/04/2025	50	100	200	50.8	99.2	199.4	0.991x + 0.972	1.000	
L-B09	Dwyer	VFA-21	04/04/2025	50	100	200	50.5	99.6	199.7	0.996x + 1.101	0.999	
L-B10	Dwyer	VFA-21	04/04/2025	50	100	200	50.4	101.5	202.0	0.998x + 1.243	1.000	

Calibrated by :

Adul Dangklom  
(Mr.Adul Dangklom)

Approved by :

Peera Detudom  
(Mr. Peera Detudom)



บริษัท เอส.พี.เอส. คอนซัลติ้ง เซอร์วิส จำกัด  
S.P.S. CONSULTING SERVICE CO., LTD.  
7 ซอยพหลโยธิน 24 ถนนพหลโยธิน แขวงจอมพล เขตจตุจักร กรุงเทพฯ 10900  
7 Soi Phaholyothin 24, Phaholyothin Rd., Jompol, Chulachak, Bangkok 10900  
Tel : (662) 939-4370-72 Fax : (662) 513-4221 E-mail : sale@spscn.com, www.spscn.com

Rotameter Calibration Report (For Personal Pump Low Flow Adjust)

Calibration Method : Dry Cal Primary Flowmeter

Model : Defender 510-H

S/N : 136164

Rotameter Data			Calibration Data									
No.	Brand	Model	Date	Flow Rate (ml/min)						Value From Calibration Curve		
				Flow Rate (Reading)			Actual (Q std.)					
				1	2	3	1	2	3	y	R <sup>2</sup>	
L-R01	Dwyer	VFA-21	02/04/2025	50	100	200	50.7	101.0	199.3	0.995x + 1.197	1.000	
L-R02	Dwyer	VFA-21	02/04/2025	50	100	200	49.8	100.7	199.1	1.001x - 0.303	1.000	
L-R03	Dwyer	VFA-21	01/04/2025	50	100	200	50.1	101.2	200.9	1.005x - 0.447	0.999	
L-R04	Dwyer	VFA-21	04/04/2025	50	100	200	50.2	100.9	201.5	0.994x + 1.311	1.000	
L-R05	Dwyer	VFA-21	04/04/2025	50	100	200	50.4	100.7	201.6	0.999x + 0.781	1.000	
L-R06	Dwyer	VFA-21	03/04/2025	50	100	200	49.8	101.2	201.8	1.003x - 0.149	0.999	

Calibrated by :

Adul Dangklom  
(Mr.Adul Dangklom)

Approved by :

Peera Detudom  
(Mr. Peera Detudom)



### GAS CHROMATOGRAPH TEST CERTIFICATION

Certificate No. : SV0824/22063

Instrument Type : Gas Chromatography

Model : CP-3800

Serial Number : 00734

Organization : S.P.S. Consulting Service Co., Ltd.

Address : 7 Phahonyothin Soi 24 Phahonyothin Rd. Ladyao Chatuchak Bangkok 10900

Date : 05/08/2024

#### ELECTRONIC TEST

CPU	<input checked="" type="checkbox"/> PASS	<input type="checkbox"/> FAIL
LCD TEST	<input checked="" type="checkbox"/> PASS	<input type="checkbox"/> FAIL
VENT TEST	<input checked="" type="checkbox"/> PASS	<input type="checkbox"/> FAIL
KEY ECHO TEST	<input checked="" type="checkbox"/> PASS	<input type="checkbox"/> FAIL
DESTRUCTION RAM TEST	<input checked="" type="checkbox"/> PASS	<input type="checkbox"/> FAIL

#### RUN CHROMATOGRAM TEST

DETECTOR : Flame Ionization Detector ( FID Channel Front)

INJECTOR : Capillary Injector Model 1079

#### GC CONDITION:

Column	80 °C hold 1 min., rate 20 °C/min. to 200 °C hold 1min.
Injector	220 °C
Detector	300 °C
Column flow	5 mL/min
Makeup flow	25 mL/min
Air flow	300 mL/min
Hydrogen flow	30 mL/min

Column:Capillary Column CP sil 5 CB 0.25 ID x 15 M

Sample: 1 µL Injection FID Test Sample 0.218 g/L C14,C15,C16 in hexane

SENSITIVITY TEST: C15. ( Area count ) = 156,955 Counts.



#### Detector Sensitivity ( FID )

Detector Response	Result	Specification
Baseline Noise (µV)	2.85	≤ 50
Baseline Drift (%)	0.09	≤ 1
Sensitivity ( S/N for C15)	16,400	≥ 1,024

#### Temperature Specification

Temperature	Set	Result	Specification
Column Oven (° C)	80	80	± 5
Injector (° C)	220	220	± 5
Detector (° C)	300	300	± 5
Incubator (° C)	60	N/A	± 5

#### Relative Standard Deviation % ( % RSD)

Checkout Procedure	Result	Specification
Area C15 ( % )	1.71	≤ 5
Retention Time C15( % )	0	≤ 0.5

APPROVAL :

Signature: Suwarot.

Engineer : Suwarot Trikinut

Date : 05/08/2024



VARIAN

1/2

SERVICE DEPARTMENT  
FR-SV-029 Rev. 04



VARIAN

2/2

SERVICE DEPARTMENT  
FR-SV-029 Rev. 04





บริษัท ไทยยูนิค จำกัด THAI UNIQUE CO., LTD.

80-82 ถนนประชาธิปไตย แขวงบางขุนพรหม เขตพระนคร กรุงเทพฯ 10200  
80-82 Prachathipatai Rd., Bangkhunphrom, Pranakorn, Bangkok 10200

Tel. 0-2629-0191-6, 0-2280-1787, Fax. 0-2280-1788, E-mail : thawatt@thaiunique.com, Website : www.thaiunique.com

#### Results Integrated System Testing

Checkout Procedure	FID
Detector Position	Front
Inlet Type	1079 Injector
C15 Area 1	157,309
C15 Area 2	159,359
C15 Area 3	157,349
C15 Area 4	152,379
C15 Area 5	158,379
C15 Area Average	156,955
* % RSD ( < 5 % )	1.71

\* The precision specification should be less than 2.0 % RSD \*\* ( Relative Standard Deviation ) for an Auto sampler injection and less than 5 % for Manual injections. To calculate the %RSD, select the C15 peak area for each of the five ( 5 ) samples.

\*\* (Relative Standard Deviation is determined by dividing the standard deviation by the average and multiplying by 100.)

$$\% \text{ RSD} = ( \text{std.dev} / \text{avg} ) * 100$$

Compliance	<input checked="" type="checkbox"/> Pass	<input type="checkbox"/> Fail
Performance by	Sumanot.	
Date	05/08/2567	



Comments	-		
Reviewed by	S. P.	Date	05/08/2024



บริษัท ไทยยูนิค จำกัด THAI UNIQUE CO., LTD.

80-82 ถนนประชาธิปไตย แขวงบางขุนพรหม เขตพระนคร กรุงเทพฯ 10200  
80-82 Prachathipatai Rd., Bangkhunphrom, Pranakorn, Bangkok 10200

Tel. 0-2629-0191-6, 0-2280-1787, Fax. 0-2280-1788, E-mail : thawatt@thaiunique.com, Website : www.thaiunique.com

#### Results Integrated System Testing

Checkout Procedure	FID
Detector Position	Front
Inlet Type	1079 Injector
C15 RT 1	4.128
C15 RT 2	4.128
C15 RT 3	4.128
C15 RT 4	4.128
C15 RT 5	4.128
C15 RT Average	4.128
* % RSD ( < 0.5 % )	0

\* The precision specification should be less than 0.5 % RSD \*\* ( Relative Standard Deviation ) for an Auto sampler injection and less than 0.5 % for Manual injections. To calculate the %RSD, select the RT C15 peak for each of the five ( 5 ) samples.

\*\* (Relative Standard Deviation is determined by dividing the standard deviation by the average and multiplying by 100.)

$$\% \text{ RSD} = ( \text{std.dev} / \text{avg} ) * 100$$

Compliance	<input checked="" type="checkbox"/> Pass	<input type="checkbox"/> Fail
Performance by	Sumanot.	
Date	05/08/2024	



Comments	-		
Reviewed by	S. P.	Date	05/08/2024



VARIAN

1/1

SERVICE DEPARTMENT



VARIAN

1/1

SERVICE DEPARTMENT


Title :  
Run File : f:\ \sps2024\cal2024\baseline2024002.run  
Method File : D:\Method-GC\star C\Star\TU\cal0203\baseline FID.mth  
Sample ID : Baseline2024

Injection Date: 5/8/2567 14:01      Calculation Date: 5/8/2567 14:41

Operator : watsamon                      Detector Type: 3800 (10 Volts)  
Workstation: Local Disk                  Bus Address : 44  
Instrument :                              Sample Rate : 10.00 Hz  
Channel : Front = FID                    Run Time : 39.960 min

\*\* LC Workstation Version 6.20 \*\* 02511-7390-ae7-0265 \*\*

Chart Speed = 0.56 cm/min    Attenuation = 1                      Zero Offset = 10%  
Start Time = 0.000 min      End Time = 39.960 min    Min / Tick = 1.00



Title :  
Run File : f:\ \sps2024\cal2024\baseline2024002.run  
Method File : D:\Method-GC\star C\Star\TU\cal0203\baseline FID.mth  
Sample ID : Baseline2024

Injection Date: 5/8/2567 14:01      Calculation Date: 5/8/2567 14:41

Operator : suwarot                      Detector Type: 3800 (10 Volts)  
Workstation: Local Disk                  Bus Address : 44  
Instrument :                              Sample Rate : 10.00 Hz  
Channel : Front = FID                    Run Time : 39.960 min

\*\* LC Workstation Version 6.20 \*\* 02511-7390-ae7-0265 \*\*

Run Mode : Analysis  
Peak Measurement: Peak Area  
Calculation Type: External Standard

Peak No.	Peak Name	Result ()	Ret. Time (min)	Time Offset (min)	Area (counts)	Sep. Code	Width 1/2 (sec)	Status Codes
Totals:			0.0000	0.000	0			

Total Unidentified Counts : 0 counts  
Detected Peaks: 0                      Rejected Peaks: 0                      Identified Peaks: 0  
Multiplier: 1                      Divisor: 1                      Unidentified Peak Factor: 0  
Baseline Offset: -16 microVolts                      LSB: 1 microVolts  
Noise (used): 22 microVolts - monitored before this run  
Manual injection  
Data Handling: No peaks

\*\*\*\*\*


Title :  
Run File : f:\sps2024\cal2024\fid2024003.run  
Method File : d:\caf2024003-front.mth  
Sample ID : FID2024

Injection Date: 5/8/2567 9:16      Calculation Date: 5/8/2567 9:26

Operator : suwarot      Detector Type: 3800 (10 Volts)  
Workstation: GC-LAB      Bus Address : 44  
Instrument :      Sample Rate : 10.00 Hz  
Channel : Front = FID      Run Time : 7.993 min

\*\* LC Workstation Version 6.20 \*\* 02511-7390-ae7-0265 \*\*

Chart Speed = 2.83 cm/min    Attenuation = 205    Zero Offset = 8%  
Start Time = 0.000 min    End Time = 7.993 min    Min / Tick = 1.00



Print Date: Sat Jan 01 19:35:30 2005      Page 1 of 1

Title :  
Run File : f:\sps2024\cal2024\fid2024003.run  
Method File : d:\fid2024003-front.mth  
Sample ID : FID2024

Injection Date: 5/8/2567 9:16      Calculation Date: 5/8/2567 9:26

Operator : suwarot      Detector Type: 3800 (10 Volts)  
Workstation: GC-LAB      Bus Address : 44  
Instrument :      Sample Rate : 10.00 Hz  
Channel : Front = FID      Run Time : 7.993 min

\*\* LC Workstation Version 6.20 \*\* 02511-7390-ae7-0265 \*\*

Run Mode : Analysis  
Peak Measurement: Peak Area  
Calculation Type: External Standard

Peak No.	Peak Name	Result ( )	Ret. Time (min)	Time Offset (min)	Area (counts)	Sep. Code	Width 1/2 (sec)	Status Codes
1	C14	54.1202	3.509	-0.005	163565	BB	2.1	C
2	C15	53.5241	4.118	-0.005	157309	BB	2.2	C
3	C16	52.2361	4.694	0.001	146804	BB	2.3	C
Totals:		159.8804		-0.009	1704289			

Status Codes:  
C - Out of calibration range

Total Unidentified Counts : 69332200 counts

Detected Peaks: 11      Rejected Peaks: 0      Identified Peaks: 3

Multiplier: 1      Divisor: 1      Unidentified Peak Factor: 0

Baseline Offset: -29 microVolts      LSB: 1 microVolts

Noise (used): 28 microVolts - monitored before this run

Manual injection

Calib. out of range; No Recovery Action Specified

\*\*\*\*\*



Sample ID: **fid std**

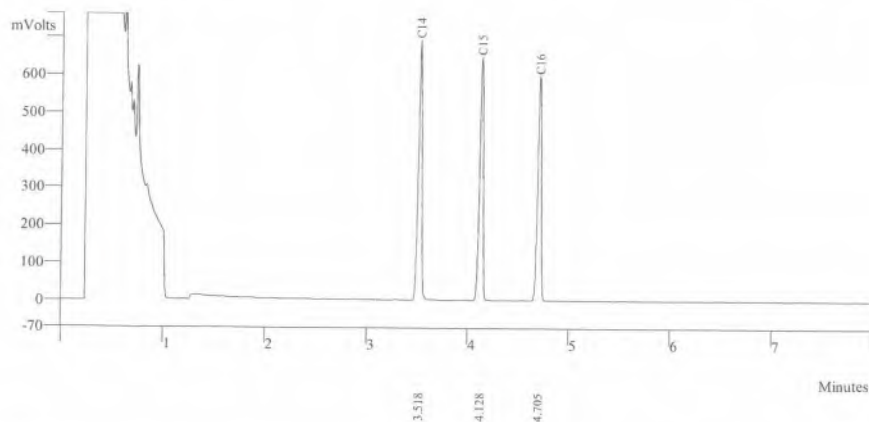
Operator (Inj): suwarot  
Injection Date: 05/08/2024  
Calc Date: 05/08/2024  
Run Time (min): 7.993  
Workstation: GC-LAB  
Instrument (Inj):



Run Mode: Analysis  
Peak Measurement: Peak Area  
Calculation Type: External Std.

c:\star\data\tu\cal2024\fid2024001.run

A = FID 10 V RESULTS



Peak No	Peak Name	Result ()	Ret Time (min)	Peak Area (counts)	Sep. Code	Width 1/2 (sec)
1	C14	152.6865	3.518	163565	BB	2.2
2	C15	147.1889	4.128	157309	BB	2.3
3	C16	138.7997	4.705	146804	BB	2.3
Totals		438.6751		467678		

Sample ID: **fid std**

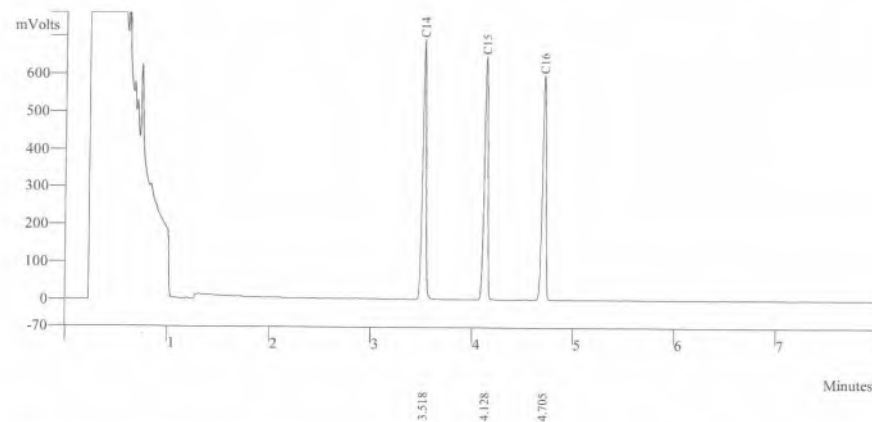
Operator (Inj): suwarot  
Injection Date: 05/08/2024  
Calc Date: 05/08/2024  
Run Time (min): 7.993  
Workstation: GC-LAB  
Instrument (Inj):



Run Mode: Analysis  
Peak Measurement: Peak Area  
Calculation Type: External Std.

c:\star\data\tu\cal2024\fid2024002.run

A = FID 10 V RESULTS



Peak No	Peak Name	Result ()	Ret Time (min)	Peak Area (counts)	Sep. Code	Width 1/2 (sec)
1	C14	152.6865	3.518	168565	BB	2.2
2	C15	137.1189	4.128	159359	BB	2.3
3	C16	128.7997	4.705	147834	BB	2.3
Totals		418.6042		475758		

Sample ID: **fid std**

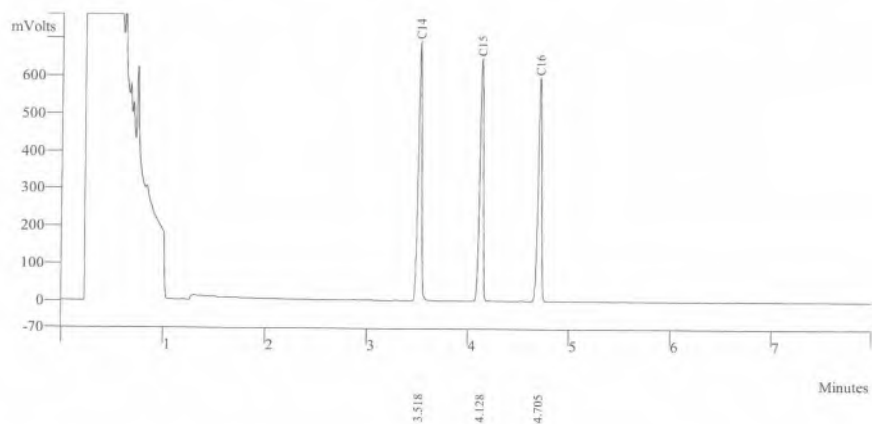
Operator (Inj): suwarot  
Injection Date: 05/08/2024  
Calc Date: 05/08/2024  
Run Time (min): 7.993  
Workstation: GC-LAB  
Instrument (Inj):

**VARIAN**

Run Mode: Analysis  
Peak Measurement: Peak Area  
Calculation Type: External Std.

c:\star\data\tu\cal2024\fid2024003.run

A = FID 10 V RESULTS



Peak No	Peak Name	Result ()	Ret Time (min)	Peak Area (counts)	Sep. Code	Width 1/2 (sec)
1	C14	152.7865	3.518	169535	BB	2.2
2	C15	197.1159	4.128	157349	BB	2.3
3	C16	128.5997	4.705	149834	BB	2.3
Totals		478.5021		476718		

Sample ID: **fid std**

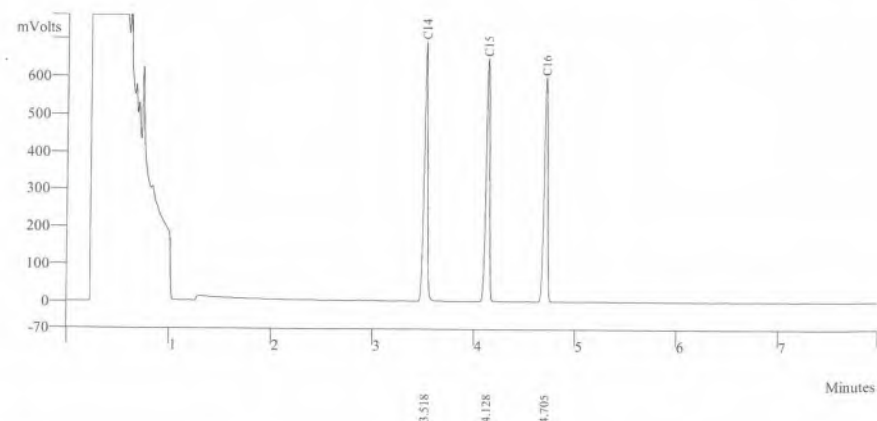
Operator (Inj): suwarot  
Injection Date: 05/08/2024  
Calc Date: 05/08/2024  
Run Time (min): 7.993  
Workstation: GC-LAB  
Instrument (Inj):

**VARIAN**

Run Mode: Analysis  
Peak Measurement: Peak Area  
Calculation Type: External Std.

c:\star\data\tu\cal2024\fid2024004.run

A = FID 10 V RESULTS



Peak No	Peak Name	Result ()	Ret Time (min)	Peak Area (counts)	Sep. Code	Width 1/2 (sec)
1	C14	162.7865	3.518	165521	BB	2.2
2	C15	157.1159	4.128	152379	BB	2.3
3	C16	138.5997	4.705	146834	BB	2.3
Totals		458.5021		464734		

Sample ID: fid std

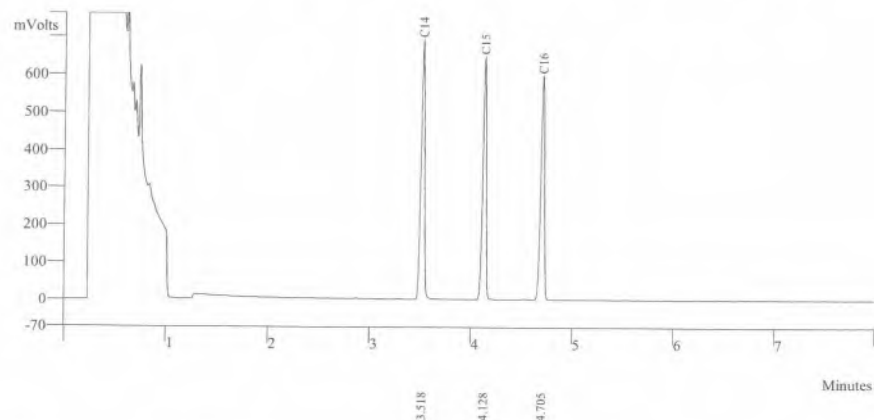
Operator (Inj): suwarot  
 Injection Date: 05/08/2024  
 Calc Date: 05/08/2024  
 Run Time (min): 7.993  
 Workstation: GC-LAB  
 Instrument (Inj):

**VARIAN**

Run Mode: Analysis  
 Peak Measurement: Peak Area  
 Calculation Type: External Std.

c:\star\data\tu\cal2024\fid2024005.run

A = FID 10 V RESULTS



Peak No	Peak Name	Result ()	Ret Time (min)	Peak Area (counts)	Sep. Code	Width 1/2 (sec)
1	C14	162.7965	3.518	164521	BB	2.2
2	C15	137.1159	4.128	158379	BB	2.3
3	C16	128.1947	4.705	149834	BB	2.3
Totals		428.1071		472734		



THAI UNIQUE CO.,LTD.

1 Of 1



Agilent Technologies

## Certificate of Analysis

## FID-TCD Performance Evaluation Sample Kit

Agilent Part Number: 5080-8842, 18710-60170

Sample Lot Number: 0006750304

This analytical reference material was manufactured and verified in accordance with an ISO 9001 registered quality system, and the analyte concentrations were verified by an ISO 17025 accredited laboratory. The certified value for each analyte was determined gravimetrically.

<b>Concentrations:</b>		
n-tetradecane	0.218 g/L ( $\pm 0.5\%$ )	0.033 w/w %
n-pentadecane	0.218 g/L ( $\pm 0.5\%$ )	0.033 w/w %
n-hexadecane	0.218 g/L ( $\pm 0.5\%$ )	0.033 w/w %


Solvent: hexane

Calibrated Class A glassware and clean bottles were used in the manufacture of this standard. Balances used in the manufacture of this standard are calibrated with weights traceable to NIST in compliance with ANSI/NCSL Z-540-1 and ISO 9001.

<b>Purities:</b>	
n-tetradecane	99.6%
n-pentadecane	99%
n-hexadecane	99.5%
hexane	99%

## Typical Analytical Spectrum or Chromatography

GC Chromatography – n-tetradecane, n-pentadecane, and n-hexadecane in hexane



Date of release: 30 June 2023

Date of expiration: 31 July 2025

*Monica Bourgeois*  
 Monica Bourgeois  
 QMS Representative



## Certificate of Calibration

Certificate No.: WK2312-031-1

Page 1 of 2

Customer : THAI UNIQUE CO., LTD.  
80-82 PRACHATHIPATAI RD., BANGKHUNPHROM,  
PRANAKORN, BANGKOK 10200

Instrument	: AMD Flow Meter	Ambient Temperature	: (23 ± 2) °C
Manufacturer	: Agilent Technologies	Humidity	: (50 ± 15) %RH
Model	: G6691A	Received Date	: 6-Dec-23
Serial No.	: MY16470347	Calibrated Date	: 7-Dec-23
Identity No.	: SV-DF-001	Issued Date	: 12-Dec-23
Range	: 0 ml/min to 750 ml/min	Calibrated Location	: In Lab
Resolution	: See to data		
Calibration Method	: CP-WK-M10		

Reference standard instruments :

Instrument	Serial No.	Certificate No.	Due Date	Traceability to
Flow Calibrator	140215-134	L202304114-001	18-Apr-25	MIT
Primary Flow Calibrator	1107-S	WK2305-049-5	22-May-24	WK Electric Co.,Ltd.

MIT : Miracle International Technology Co.,Ltd.

This result calibrate was found accurate as shown on date place of calibrate only

This certificate is traceability to the International System of Unit (SI)

The reported uncertainty of measurement was based on a standard uncertainty multiplied by a coverage factor k=2 , providing a level of confidence approximately 95%

Calibrated by : Mr.Taywanat Hansuwankul

Approved by :

Ms. Budsagorn Patcha

Authorized Signatory

This certificate may not be reproduced except in full unless permission for the reproduction has been obtained in writing from the laboratory.

## Calibration Results

Certificate No. : WK2312-031-1

Page 2 of 2

Calibration Result of the Accuracy

Function : Flow Measurement  
Range : 0 ml/min to 750 ml/min  
Resolution : 0.01 / 0.1 / 1 ml/min

UUC Setting		STD Reading	Error	Uncertainty (±)	Tolerance Limit Values (ml/min)
Scale	ml/min				
0	0.00	0.00	0.00	3.3	-0.20 ~ 0.20
50	50.7	51.15	-0.45	3.3	48.80 ~ 51.20
300	300	300.4	-0.4	3.3	293.8 ~ 306.2
450	450	450.7	-0.7	3.3	440.8 ~ 459.2
550	550	549.5	0.5	3.3	533.5 ~ 566.5
650	650	649.3	0.7	3.3	630.5 ~ 669.5
700	700	699.2	0.8	3.3	679.0 ~ 721.0

(X) Without Adjustment ( ) After Adjustment

This certificate may not be reproduced except in full unless permission for the reproduction has been obtained in writing from the laboratory.

\*\*\*\* End of Certificate\*\*\*\*



**Measuretronix Limited**  
2425/2 Lat Phrao Road, Saphan Song  
Wangthonglang, Bangkok 10310, Thailand  
Phone : 0-2514-1000, 0-2514-1234  
Fax : 0-2514-0001, 0-2514-0003  
Website : www.measuretronix.com



## Certificate of Calibration

Certificate Number : LF24-0278  
Equipment : Thermometer  
Manufacturer : Fluke  
Model : 51  
Serial Number : 5910857  
Asset Number : 5910857  
Customer : Thai Unique Co., Ltd.  
80-82 Prachathipatai Road,  
Bangkhunphrom, Pranakorn,  
Bangkok 10200  
Date of Calibrate : 26-Jun-2024  
Date of Issue : 27-Jun-2024

*This calibration certificate documents the traceability to national standards, which realize the units of measurement according to the International System of Units (SI).*

*This calibration certificate applies only to the item identified and shall not be reproduced other than in full, without specific written approved by Measuretronix Cal-Lab. Calibration certificates without signature are not valid.*

*The measurements marked with an asterisk (\*) in this certificate are outside our range of accreditation. They have been included for completeness.*

*The Calibration interval (Cal.Due) is the responsibility of the end user.*

Calibrated by

*Nanthiya Ngampring*  
Mrs. Nanthiya Ngampring  
Metrology Technician

Approved by

*A. B.*  
Mrs. Arunee Bamrungham  
Cal-Lab Manager

Certificate No. : LF24-0278

Model : 51

Serial No. : 5910857

Page 1 of 3



Measuretronix Limited

## Calibration Report

UUC : Fluke 51 Thermometer

Serial No. : 5910857  
Asset No. : 5910857  
Procedure : CP-LF-04:Rev.02  
Note : Refer to Fluke 51,52 Operator's Manual Rev 1 3/86, Oct 1985

Certificate No. : LF24-0278

Report data type : As-Found  
Date of Calibrate : 26-Jun-2024  
Date of Receive : 17-Jun-2024

### Environment condition

Temperature : 23 °C ± 3 °C  
Humidity : 50 %RH ± 20 %RH

Customer : Thai Unique Co., Ltd.  
Address : 80-82 Prachathipatai Road,  
Bangkhunphrom, Pranakorn,  
Bangkok 10200

*Measuretronix Cal-Lab certifies that the above listed instrument meets or exceeds all specifications as stated in the referenced procedure (unless otherwise noted). The measurements are traceable to national or international measurement standards or accept fundamental or natural physical constants or have been derived by approved ratio techniques as state in the Standard Used below. The policies and procedures used comply with ISO/IEC 17025:2017.*

*This report applies only to the item identified and shall not be reproduced other than in full, without specific written approved by Measuretronix Cal-Lab.*

*The uncertainties shown are the expanded uncertainties, which calculated from the standard uncertainties multiplied by a coverage factor of  $k = 2$ , providing a measurement confidence level of approximately 95%.*

*No statement of compliance with specifications is made or implied on this certificate.*

Remark : The units of uncertainty values in this report are referred to the below details :

"Volt" or "V" for voltage, "Ampere" or "A" for current, "Ohm" or "Ω" for resistance, "Farad" or "F" for capacitance, "Hertz" or "Hz" for frequency, "deg C" or "°C" for degree Celsius, "deg F" or "°F" for degree Fahrenheit, etc.

### Standard Used

Serial/Asset	Description	Traceable	Cert.No.	Cal.Date	Due Date
6400011	Fluke 5500A Calibrator	NIMT	EE-0017-24	7-Mar-2024	6-Mar-2025

Certificate No. : LF24-0278

Model : 51

Serial No. : 5910857

Page 2 of 3



## Test Data

TEST	RANGE	Nominal Value	UUC Tol. (+/-)	Test Result	Error	Uncertainty (+/-)
THERMOCOUPLE MEASUREMENT CALIBRATION						
TYPE K THERMOCOUPLE						
1		-195.0 °C*	0.9 °C	-195.4 °C	-0.4 °C	0.27 °C
2		-100.0 °C	0.8 °C	-100.5 °C	-0.5 °C	0.21 °C
3		-50.0 °C	0.8 °C	-50.2 °C	-0.2 °C	0.21 °C
4		0.0 °C	0.7 °C	0.0 °C	0.0 °C	0.21 °C
5		100.0 °C	0.8 °C	100.1 °C	0.1 °C	0.21 °C
6		300.0 °C	1.0 °C	300.2 °C	0.2 °C	0.21 °C
7		500.0 °C	1.2 °C	500.1 °C	0.1 °C	0.21 °C
8		1365.0 °C	2.1 °C	1365.2 °C	0.2 °C	0.32 °C
TYPE J THERMOCOUPLE						
9		-195.0 °C*	1.0 °C	-194.4 °C	0.6 °C	0.22 °C
10		-100.0 °C	0.9 °C	-99.3 °C	0.7 °C	0.18 °C
11		-50.0 °C	0.9 °C	-49.4 °C	0.6 °C	0.18 °C
12		0.0 °C	0.8 °C	0.5 °C	0.5 °C	0.18 °C
13		100.0 °C	0.9 °C	100.4 °C	0.4 °C	0.18 °C
14		300.0 °C	1.1 °C	300.8 °C	0.8 °C	0.18 °C
15		755.0 °C	1.6 °C	755.3 °C	0.3 °C	0.18 °C

**End of Calibration Report**

# Certificate

It is hereby certified that

**Suwarot Trikainut**

Has successfully completed the Application Training for

**Basic Gas Chromatography and Sampler**

Training Contents were:

**Hardware Operation, Software Operation, Data analysis and**

**Troubleshooting : Model**

**CP-3800, 3900, 450-GC, 430-GC, 456-GC, 436-GC**

At Thai Unique Co., Ltd, Bangkok, Thailand

On 15<sup>th</sup> March, 2019



S. Pohtongkam

Service Manager





CERTIFICATE No : 24M2227  
REFERENCE No : 72448-1

PAGE : 1 OF 2

### Certificate of Calibration

EQUIPMENT : DIGITAL BALANCE  
MANUFACTURER : METTLER TOLEDO  
MODEL : XS105DU  
SERIAL No : 1126422905  
ID No : BA05/50  
CONDITION AS RECEIVED : USED ITEM  
SUBMITTED BY : S.P.S. CONSULTING SERVICE CO., LTD.  
7 SOI PHAHOLYOTHIN 24, PHAHOLYOTHIN RD.,  
JOMPOL, CHATUCHAK, BANGKOK 10900

CALIBRATED BY : ATSAWIN Y.

CALIBRATION DATE : 08-Mar-24

APPROVED BY : PONGSAK J.

ISSUED DATE : 14-Mar-24

RECEIVED DATE : 08-Mar-24

THIS CERTIFICATE MAY NOT BE REPRODUCED OTHER THAN IN FULL EXCEPT WITH THE PRIOR WRITTEN APPROVAL OF  
QUALITY CALIBRATION CO., LTD.



CERTIFICATE No : 24M2227

PAGE : 2 OF 2

### Calibration Report

EQUIPMENT : DIGITAL BALANCE MODEL : XS105DU  
MANUFACTURER : METTLER TOLEDO S/N : 1126422905  
ID No : BA05/50 RECEIVED DATE : 08-Mar-24  
AIR PRESSURE : 1010mbar  $\pm$  1mbar CALIBRATION DATE : 08-Mar-24  
AMBIENT TEMPERATURE : 25°C  $\pm$  1°C RELATIVE HUMIDITY : 53 %RH  $\pm$  10 % RH

#### CONDITION OF THIS RESULTS OF CALIBRATION

1. THIS INSTRUMENT WAS CALIBRATED BY ACCORDING TO UKAS LAB 14 EDITION 6:2019 BY USING KNOWN WEIGHT STANDARD WEIGHT. THE BALANCE WAS NOT ADJUSTED BEFORE CALIBRATION. THE BALANCE HAS NO ZERO TRACKING FUNCTION. REPEATABILITY WAS MEASURED BY USING 10 REPEATED MEASUREMENTS. LINEARITY WAS MEASURED COVERING 10 POINTS, EVENLY SPREAD OVER THE RANGE. THE INSTRUMENT WAS SET ZERO BEFORE PERFORMING THE LINEARITY TEST. OFF-CENTER LOADING WAS MEASURED BY USING STANDARD WEIGHTS PLACED ON THE PAN AND MOVED TO VARIOUS POSITIONS ON THE PAN.

#### 2. REFERENCE STANDARD INSTRUMENTS :-

INSTRUMENT	MODEL	SERIAL No	CERTIFICATE No	DUE DATE
1) STANDARD WEIGHT SET	E2	QK-I-151	M2302013S	02-Feb-25
2) STANDARD WEIGHT	E2	15843	M2302014S	02-Feb-25

3. THE CERTIFICATE IS VALID FOR THE ITEM CALIBRATED AS SHOWN ON THE DATE AND PLACE OF CALIBRATION ONLY.

4. THIS RESULT EXCLUDE LONG TERM STABILITY OF THE UNIT UNDER CALIBRATION.

5. THIS CERTIFICATE IS TRACEABLE TO THE INTERNATIONAL SYSTEM OF UNIT MAINTAINED AT:-

- NATIONAL INSTITUTE OF METROLOGY (THAILAND) THROUGH CENTRAL BUREAU OF WEIGHTS&MEASURES

#### RESULT OF CALIBRATION :- WITHOUT ADJUSTMENT

1. ZERO SETTING FUNCTION : NORMAL

2. TARE FUNCTION : NORMAL

3. REPEATABILITY OF READING AT 200 g WAS 0.000055 g

4. DEPARTURE FROM NOMINAL VALUE/ LINEARITY

NOMINAL VALUE (g)	BALANCE READING (g)	CORRECTION (g)	UNCERTAINTY ( $\pm$ g)
0.00	0.00000	0.00000	0.000065
0.02	0.02001	-0.00001	0.000065
0.10	0.10002	-0.00002	0.000066
0.20	0.20001	-0.00001	0.000066
0.50	0.50001	-0.00001	0.000065
1.00	1.00003	-0.00003	0.000066
2.00	2.00001	-0.00001	0.000067
5.00	5.00001	-0.00001	0.000068
10.00	9.99994	0.00006	0.000070
20.00	20.00008	-0.00008	0.000078
50.00	50.0000	0.0000	0.00013
100.00	100.0001	-0.0001	0.00019
120.00	120.0001	-0.0001	0.00022

#### 5. OFF CENTER LOADING ERROR



POINT	READING (g)
1	50.0000
2	50.0000
3	50.0000
4	50.0000
5	50.0000
OFF-CENTER LOADING	0.0000

NOTE: THIS CALIBRATION WAS CARRIED OUT AT THE CUSTOMER'S PLACE AT LABORATORY AREA  
THE REPORTED UNCERTAINTY OF MEASUREMENT WAS BASED ON A STANDARD UNCERTAINTY MULTIPLIED BY A  
COVERAGE FACTOR  $k=2$ , PROVIDING A LEVEL OF CONFIDENCE APPROXIMATELY 95%.

END OF CALIBRATION REPORT





CERTIFICATE No : 25M2254  
REFERENCE No : 76365-1

PAGE : 1 OF 2

### Certificate of Calibration

EQUIPMENT : DIGITAL BALANCE  
MANUFACTURER : METTLER TOLEDO  
MODEL : XS105DU  
SERIAL No : 1126422905  
ID No : BA05/50  
CONDITION AS RECEIVED : USED ITEM  
SUBMITTED BY : S.P.S. CONSULTING SERVICE CO., LTD.  
7 SOI PHAHOLYOTHIN 24, PHAHOLYOTHIN RD.,  
JOMPOL, CHATUCHAK, BANGKOK 10900

CALIBRATED BY : ATSAWIN Y.  
CALIBRATION DATE : 07-Mar-25

APPROVED BY : PONGSAK J.  
ISSUED DATE : 13-Mar-25  
RECEIVED DATE : 07-Mar-25

THIS CERTIFICATE MAY NOT BE REPRODUCED OTHER THAN IN FULL EXCEPT WITH THE PRIOR WRITTEN APPROVAL OF  
QUALITY CALIBRATION CO., LTD.



CERTIFICATE No : 25M2254

PAGE : 2 OF 2

### Calibration Report

EQUIPMENT : DIGITAL BALANCE MODEL : XS105DU  
MANUFACTURER : METTLER TOLEDO S/N : 1126422905  
ID No : BA05/50 RECEIVED DATE : 07-Mar-25  
AIR PRESSURE : 1009mbar  $\pm$  1mbar CALIBRATION DATE : 07-Mar-25  
AMBIENT TEMPERATURE : 24°C  $\pm$  1°C RELATIVE HUMIDITY : 54%RH  $\pm$  10%RH

#### CONDITION OF THIS RESULTS OF CALIBRATION

1. THIS INSTRUMENT WAS CALIBRATED BY ACCORDING TO UKAS LAB 14 EDITION 6:2019 BY USING KNOWN WEIGHT STANDARD WEIGHT. THE BALANCE WAS NOT ADJUSTED BEFORE CALIBRATION. THE BALANCE HAS NO ZERO TRACKING FUNCTION. REPEATABILITY WAS MEASURED BY USING 10 REPEATED MEASUREMENTS. LINEARITY WAS MEASURED COVERING 10 POINTS, EVENLY SPREAD OVER THE RANGE. THE INSTRUMENT WAS SET ZERO BEFORE PERFORMING THE LINEARITY TEST. OFF-CENTER LOADING WAS MEASURED BY USING STANDARD WEIGHTS PLACED ON THE PAN AND MOVED TO VARIOUS POSITIONS ON THE PAN.

2. REFERENCE STANDARD INSTRUMENTS :-

INSTRUMENT	MODEL	SERIAL No	CERTIFICATE No	DUE DATE
1) STANDARD WEIGHT SET	E2	QK-I-151	C02250116	28-Jan-27
2) STANDARD WEIGHT	E2	15843	C02250117	29-Jan-27

3. THE CERTIFICATE IS VALID FOR THE ITEM CALIBRATED AS SHOWN ON THE DATE AND PLACE OF CALIBRATION ONLY.

4. THIS RESULT EXCLUDE LONG TERM STABILITY OF THE UNIT UNDER CALIBRATION.

5. THIS CERTIFICATE IS TRACEABLE TO THE INTERNATIONAL SYSTEM OF UNIT MAINTAINED AT:-  
- NATIONAL INSTITUTE OF METROLOGY (THAILAND)

#### RESULT OF CALIBRATION :- WITHOUT ADJUSTMENT

1. ZERO SETTING FUNCTION : NORMAL
2. TARE FUNCTION : NORMAL
3. REPEATABILITY OF READING AT 120 g WAS 0.000055 g
4. DEPARTURE FROM NOMINAL VALUE/ LINEARITY

NOMINAL VALUE (g)	BALANCE READING (g)	CORRECTION (g)	UNCERTAINTY ( $\pm$ g)
0.00	0.00000	0.00000	0.000065
0.02	0.01999	0.00001	0.000065
0.10	0.10001	-0.00001	0.000066
0.20	0.20001	-0.00001	0.000066
0.50	0.50002	-0.00002	0.000065
1.00	1.00003	-0.00003	0.000066
2.00	2.00001	-0.00001	0.000067
5.00	5.00002	-0.00002	0.000068
10.00	10.00000	0.00000	0.000070
20.00	20.00004	-0.00004	0.000078
50.00	50.00000	0.00000	0.00013
100.00	100.0001	-0.0001	0.00019
120.00	120.0002	-0.0002	0.00022

5. OFF CENTER LOADING ERROR



POINT	READING (g)
1	50.0000
2	50.0000
3	50.0000
4	50.0000
5	50.0000
OFF-CENTER LOADING	0.0000

NOTE: THIS CALIBRATION WAS CARRIED OUT AT THE CUSTOMER'S PLACE AT LABORATORY AREA  
THE REPORTED UNCERTAINTY OF MEASUREMENT WAS BASED ON A STANDARD UNCERTAINTY MULTIPLIED BY A COVERAGE FACTOR  $k=2$ , PROVIDING A LEVEL OF CONFIDENCE APPROXIMATELY 95%.

END OF CALIBRATION REPORT







## Certificate of Calibration

### Aquion: Anion (ID#894)

This certificate is to verify that instrument below are calibrated  
by Archemica Lab Co.,Ltd.

AQUION S/N : 190840059

AS-DV S/N : 190915235

for

**S.P.S. Consulting Service Co., Ltd.**



บริษัท อาร์เคมีกา แล็บ จำกัด  
ARCHEMICA LAB CO., LTD.

Operator Signature: \_\_\_\_\_

Date: June 24, 2024

(Mr. Ponwut Kornthongnimit)

Test Engineer





## MAINTENANCE AND TEST CERTIFICATE MODEL

### OPTIMA 5300DV

<b>Customer :</b>	S.P.S.Consulting Service Co.,Ltd	<b>Date Tested:</b>	January 6, 2025
		<b>Recommendation Recertification</b>	
<b>Address :</b>	7 Soi Phaholyothin 24	<b>Period</b>	6 Months
	Paholyothin Road	<b>Recertification Due:</b>	July 6, 2025
	Jompoi Chatuchak, Bangkok 1090	<b>Date Last Certified:</b>	July 4, 2024
<b>User Name:</b>	K.Phenpha Viphashtawat	<b>Visit Number:</b>	2 of 2
<b>Phone:</b>	083-9269252	<b>PerkinElmer Phone:</b>	02-719-6420 ext 206
<b>Fax:</b>	02-513-4221	<b>PerkinElmer Fax:</b>	02-318-5597

CONFIGURATION TESTED	ACCESSORIES/COMPONENT NOT INCLUDED	
<b>MODEL</b>	<b>SERIAL NUMBER</b>	
OPTIMA 5300DV	077C7042401	
<b>TESTED EQUIPMENT</b>	<b>CALIBRATION NUMBER</b>	<b>EXPIRATION</b>
IPV Methods		
<b>TEST STANDARD USED</b>	<b>PART NUMBER</b>	<b>EXPIRATION DATE</b>
Multielement Standard	N069-1579	December 30, 2025
Wavecal Solution	N058-2152	April 30, 2025
VIS Wavecal solution	N930-2946	December 30, 2025
Instrument Cal. STD4	N930-0221	August 30, 2025
<b>CUSTOMER SUPPLIED</b>	<b>COMMENTS</b>	<b>CUSTOMER INITIALS</b>
2 % HNO3		
10 % HNO3		



## MAINTENANCE AND TEST CERTIFICATE MODEL

### OPTIMA 5300DV

<b>SERIAL NUMBER</b>	077C7042401	<b>DATE TESTED</b>	January 6, 2025
<b>1. MECHANICAL CHECKS</b>			
A. Inspect and clean all fans and filters.			<input type="checkbox"/> OK
B. Inspect and replace as necessary, all torch components including the RF coil.			<input type="checkbox"/> OK
C. Inspect all tubing for sign of clacking or leaking.			<input type="checkbox"/> OK
D. Adjust water and gas pressure regulator settings.			<input type="checkbox"/> OK
E. Inspect and leak check pneumatics drawers.			<input type="checkbox"/> OK
F. Clean the exterior of the instrument.			<input type="checkbox"/> OK
<b>2. OPTICAL CHECKS</b>			
A. Inspect and clean all optical components.			<input type="checkbox"/> OK
B. As required, check and replace all purgefilters.			<input type="checkbox"/> OK
C. Recheck optical alignment.			<input type="checkbox"/> OK
<b>3. COOLING SYSTEM CHECKS</b>			
A. Perform preventive maintenance on chiller.			<input type="checkbox"/> OK
B. Flush out the chiller every year.			<input type="checkbox"/> N/A
<b>4. PERFORMANCE CHECKS</b>			
A. Torch View Alignment.			<input type="checkbox"/> OK
B. Wavelength Calibration.			<input type="checkbox"/> OK



## MAINTENANCE AND TEST CERTIFICATE MODEL

### OPTIMA 5300DV

SERIAL NUMBER : <u>077C7042401</u>		DATE TESTED : <u>January 6, 2025</u>	
PARAMETER	SPECIFICATION		FINAL VALUE
Spectral Resolution : UV	As 193.696 nm	≤ 0.007	0.00519
	Ni 231.604 nm	≤ 0.008	0.00667
	Ni 341.476 nm	≤ 0.012	0.00757
Spectral Resolution : VIS	La 408.672 nm	≤ 0.020	0.01621
	Ba 455.403 nm	≤ 0.025	0.02183
Precision			
	As 193.656 nm	% RSD < 1.0	0.51 %
	Zn 213.856 nm	% RSD < 1.0	0.48 %
	Mn 257.610 nm	% RSD < 1.0	0.03 %
	La 379.478 nm	% RSD < 1.0	0.05 %
	Ba 455.403 nm	% RSD < 1.0	0.07 %
	Ba 493.408 nm	% RSD < 1.0	0.04 %
Detection Limits : Axial	Tl 190.080 nm	3(sd)	10.65 ppb
	As 193.696 nm	3(sd)	2.48 ppb
	Pb 220.353 nm	3(sd)	3.09 ppb
Detection Limits : Radial	As 193.696 nm	3(sd)	12.41 ppb
	Zn 213.856 nm	3(sd)	0.91 ppb
	Mn 257.610 nm	3(sd)	0.13 ppb
	La 379.478 nm	3(sd)	4.74 ppb
	Ba 455.403 nm	3(sd)	0.10 ppb
	Ba 493.408 nm	3(sd)	0.18 ppb
BEC : Axial (IB X 500)/(IS-IB)	Cd 226.502 nm	≤ 150 ppb	14.22
BEC : Radial (IB X 1000)/(IS-IB)	Mn 257.610 nm	≤ 45 ppb	6.14



## MAINTENANCE AND TEST CERTIFICATE MODEL

### OPTIMA 5300DV

SERIAL NUMBER	<u>077C7042401</u>	DATE TESTED	<u>January 6, 2025</u>
---------------	--------------------	-------------	------------------------

Remarks :

Commissioning follow as commissioning performance sheets.

---



---



---



---



---



---



---

This is to certify that the above tests have been performed and the configuration tested

☒ meets  
☐ does not meet

the PerkinElmer Specifications listed on this certificate.

This certificate does not modify PerkinElmer's standard terms and condition of sale, including warranty terms.

**Service Department PerkinElmer Ltd.**

Authorized Representative: *Wiphan Promlumda*

( Wiphan Promlumda )  
Service Engineer

## เอกสารแนบ 5-7

เอกสารสอบเทียบเครื่องมือการตรวจวัดระดับเสียงในสถานประกอบการ





THAILAND INSTITUTE OF SCIENTIFIC AND TECHNOLOGICAL RESEARCH (TISTR)

Request No. 21-68/0220

MTC No. EEL. BP. 44/0268

## CALIBRATION CERTIFICATE

Submitted by : S.P.S.Consulting Service Co.,Ltd.

Address : 7 Soi Phaholyothin 24, Phaholyothin Road, Jompol, Chatuchak, Bangkok 10900.

Calibrated at : Electrical and Electronic Standards Laboratory, Industrial Metrology and Testing Service Centre.  
Soi 1C, Bangpoo Industrial Estate, Sukhumvit Rd., Muang, Samutprakan 10280.

### Instrument Calibrated :

Description : Sound Calibrator

Manufacturer : ACO

Model : 2127

Serial No. : 130006

### Ambient Environment

Temperature : (23 ± 3) °C

Relative Humidity : (50 ± 15) %

Ambient Pressure : (101.325 ± 1.500) kPa

Standards used : 1. Digital Function Synthesizer NF Electronic DF-193A S/N 122037.

2. Measuring Amplifier Bruel&Kjaer 2636 S/N 1537484.

3. Programmable Attenuator Tamagawa TPA-303A S/N OF 2214.

4. Digital Multimeter Agilent 34401A S/N MY44005560.

5. Pressure Transmitter Vaisala PTB202AD S/N T0650001.

6. Audio Analyzer Panasonic VP-7722A S/N 041477D122.

7. Condenser Microphone B&K 4180 S/N 2889871.

Calibration Procedure: CP-102-04 based on IEC 60942-2003; The sound pressure level generated by sound calibrator under test shall be measured by standard microphone using an insert voltage technique.

This instrument has been calibrated against standards maintained at Electrical and Electronic Standards Laboratory (EEL), which are traceable to the International System of Units through the National Institute of Metrology (Thailand).

The information on actual reading is attached herewith and the uncertainty limits quoted refer to the measured values only.

Date of Receipt : 19 Feb. 2025

Date of Calibration : 21 Feb. 2025

1 / 2

The results relate only to the items tested/calibrated or value assigned.

Advertising the Report/Certificate and publicity of the results except in full are prohibited unless written permission is obtained from the governor of TISTR.

FM.BLMTC.002 Rev.5



THAILAND INSTITUTE OF SCIENTIFIC AND TECHNOLOGICAL RESEARCH (TISTR)

Request No. 21-68/0220

MTC No. EEL. BP. 44/0268

The reported expanded uncertainty is based upon a standard uncertainty multiplied by a coverage factor  $k = 2$ , providing a level of confidence of approximately 95%.

Nominal Output of Unit Under Test = 94 dB re 20μPa at 1000 Hz

Acoustic Output in dB re 20μPa, Corrected to Reference Conditions: 101.325 kPa, 23.0 °C and 50 %RH.

### 1. Sound Pressure Level

Standard Microphone Type	Measured Sound Pressure Level (dB)	Deviated value (dB)	Uncertainty (dB)	Tolerance limit IEC60942:2003 Class 1
1/2 inch Bruel&Kjaer 4180	93.81	-0.19	± 0.10	±0.40 dB

### 2. Frequency

Standard Microphone Type	Measured Frequency (Hz)	Deviated value (Hz)	Uncertainty (Hz)	Tolerance limit IEC60942:2003 Class 1
1/2 inch Bruel&Kjaer 4180	999.9	-0.1	± 1.5	±1.0%

### 3. Total Distortion

Standard Microphone Type	Measured Total Distortion (%)	Uncertainty (%)	Tolerance limit IEC60942:2003 Class 1
1/2 inch Bruel&Kjaer 4180	0.95	± 0.50	±3.0%

Note : 1. No adjustment.

2. The calibrator pressure correction was not included.

3. The microphone volume correction was not included.

Calibrated by :

*Mr. Weerachai Deechaiyae*  
(Mr. Weerachai Deechaiyae)

Approved by :

*Mr. Prawate Kluaypa*  
Director  
Electrical and Electronic Standards Laboratory  
Industrial Metrology and Testing Service Centre

Date of Calibration : 21 Feb. 2025

Date of Issue : 24 Feb. 2025

Ref : 2011268021900739001

End of Certificate

2 / 2

The results relate only to the items tested/calibrated or value assigned.

Advertising the Report/Certificate and publicity of the results except in full are prohibited unless written permission is obtained from the governor of TISTR.

FM.BLMTC.002 Rev.5

Head Office  
35 Mu 3 Tambon Khlong Ha, Amphoe Khlong Luang,  
Changwat Pathumthani 12120, Thailand  
Tel. (66) 0 2577 9036  
Fax. (66) 0 2577 9009

Office/Laboratory  
668 Mu 2 Tambon Bangpoornai, Amphoe Muang Samutprakan,  
Changwat Samutprakan 10280, Thailand  
Tel. (66) 0 2323 1672-80 ext. 115, 116  
(66) 08 3219 9440  
E-mail : mtc@tistr.or.th Website : www.tistr.or.th

Office  
196 Phahonyothin Road, Ladyao, Chatuchak,  
Bangkok 10900, Thailand  
Tel. (66) 0 2579 1121-30 ext. 5219, 5225, 5217  
(66) 08 1889 6827

Head Office  
35 Mu 3 Tambon Khlong Ha, Amphoe Khlong Luang,  
Changwat Pathumthani 12120, Thailand  
Tel. (66) 0 2577 9036  
Fax. (66) 0 2577 9009

Office/Laboratory  
668 Mu 2 Tambon Bangpoornai, Amphoe Muang Samutprakan,  
Changwat Samutprakan 10280, Thailand  
Tel. (66) 0 2323 1672-80 ext. 115, 116  
(66) 08 3219 9440  
E-mail : mtc@tistr.or.th Website : www.tistr.or.th

Office  
196 Phahonyothin Road, Ladyao, Chatuchak,  
Bangkok 10900, Thailand  
Tel. (66) 0 2579 1121-30 ext. 5219, 5225, 5217  
(66) 08 1889 6827



Request No. 21-68/0220

MTC No. EEL. BP. 45/0268

### CALIBRATION CERTIFICATE

Submitted by : S.P.S.Consulting Service Co.,Ltd.

Address : 7 Soi Phaholyothin 24, Phaholyothin Road, Jompol, Chatuchak, Bangkok 10900.

Calibrated at : Electrical and Electronic Standards Laboratory, Industrial Metrology and Testing Service Centre.

Soi 1C, Bangpoo Industrial Estate, Sukhumvit Rd., Muang, Samutprakan 10280.

#### Instrument Calibrated :

Description : Acoustic Calibrator

Manufacturer : Cirrus Research plc

Model : CR:515

Serial No. : 92002

#### Ambient Environment

Temperature : (23 + 3) °C

Relative Humidity : (50 ± 15) %

Ambient Pressure : (101.325 ± 1.500) kPa

Standards used : 1. Digital Function Synthesizer NF Electronic DF-193A S/N 122037.

2. Measuring Amplifier Bruel&amp;Kjaer 2636 S/N 1537484.

3. Programmable Attenuator Tamagawa TPA-303A S/N OF 2214.

4. Digital Multimeter Agilent 34401A S/N MY44005560.

5. Pressure Transmitter Vaisala PTB202AD S/N T0650001.

6. Audio Analyzer Panasonic VP-7722A S/N 041477D122.

7. Condenser Microphone B&amp;K 4180 S/N 2889871.

**Calibration Procedure:** CP-102-04 based on IEC 60942-2003; The sound pressure level generated by sound calibrator under test shall be measured by standard microphone using an insert voltage technique.

This instrument has been calibrated against standards maintained at Electrical and Electronic Standards Laboratory (EEL), which are traceable to the International System of Units through the National Institute of Metrology (Thailand).

The information on actual reading is attached herewith and the uncertainty limits quoted refer to the measured values only.

Date of Receipt : 19 Feb. 2025

Date of Calibration : 21 Feb. 2025

1 / 2

The results relate only to the items tested/calibrated or value assigned.

Advertising the Report/Certificate and publicity of the results except in full are prohibited unless written permission is obtained from the governor of TISTR.

FM.BLMTC.002 Rev.5

Request No. 21-68/0220

MTC No. EEL. BP. 45/0268

The reported expanded uncertainty is based upon a standard uncertainty multiplied by a coverage factor  $k = 2$ , providing a level of confidence of approximately 95%.

Nominal Output of Unit Under Test = 94 dB re 20μPa at 1000 Hz

Acoustic Output in dB re 20μPa, Corrected to Reference Conditions: 101.325 kPa, 23.0 °C and 50 %RH.

#### 1. Sound Pressure Level

Standard Microphone Type	Measured Sound Pressure Level (dB)	Deviated value (dB)	Uncertainty (dB)	Tolerance limit IEC60942:2003 Class 1
1/2 inch Bruel&Kjaer 4180	93.98	-0.02	± 0.10	±0.40 dB

#### 2. Frequency

Standard Microphone Type	Measured Frequency (Hz)	Deviated value (Hz)	Uncertainty (Hz)	Tolerance limit IEC60942:2003 Class 1
1/2 inch Bruel&Kjaer 4180	1000.1	0.1	± 1.5	±1.0%

#### 3. Total Distortion

Standard Microphone Type	Measured Total Distortion (%)	Uncertainty (%)	Tolerance limit IEC60942:2003 Class 1
1/2 inch Bruel&Kjaer 4180	0.65	± 0.50	±3.0%

Note : 1. No adjustment.

2. The calibrator pressure correction was not included.

3. The microphone volume correction was not included.

Calibrated by :

(Mr.Weerachai Deechaiyae)

Approved by :

(Mr.Prawate Kluaypa)

Director

Electrical and Electronic Standards Laboratory

Industrial Metrology and Testing Service Centre

Date of Calibration : 21 Feb. 2025

Date of Issue : 24 Feb. 2025

Ref : 2011268021900739002

End of Certificate

2 / 2

The results relate only to the items tested/calibrated or value assigned.

Advertising the Report/Certificate and publicity of the results except in full are prohibited unless written permission is obtained from the governor of TISTR.

FM.BLMTC.002 Rev.5

#### Head Office

35 Mu 3 Tambon Khlong Ha, Amphoe Khlong Luang, Changwat Pathumthani 12120, Thailand  
Tel. (66) 0 2577 9036  
Fax. (66) 0 2577 9009

#### Office/Laboratory

668 Mu 2 Tambon Bangpooimai, Amphoe Muang Samutprakan, Changwat Samutprakan 10280, Thailand  
Tel. (66) 0 2323 1672-80 ext. 115, 116  
(66) 08 3219 9440  
E-mail : mtc@tistr.or.th Website : www.tistr.or.th

#### Office

196 Phahonyothin Road, Ladyao, Chatuchak, Bangkok 10900, Thailand  
Tel. (66) 0 2579 1121-30 ext. 5219, 5225, 5217  
(66) 08 1889 6827

#### Head Office

35 Mu 3 Tambon Khlong Ha, Amphoe Khlong Luang, Changwat Pathumthani 12120, Thailand  
Tel. (66) 0 2577 9036  
Fax. (66) 0 2577 9009

#### Office/Laboratory

668 Mu 2 Tambon Bangpooimai, Amphoe Muang Samutprakan, Changwat Samutprakan 10280, Thailand  
Tel. (66) 0 2323 1672-80 ext. 115, 116  
(66) 08 3219 9440  
E-mail : mtc@tistr.or.th Website : www.tistr.or.th

#### Office

196 Phahonyothin Road, Ladyao, Chatuchak, Bangkok 10900, Thailand  
Tel. (66) 0 2579 1121-30 ext. 5219, 5225, 5217  
(66) 08 1889 6827



THAILAND INSTITUTE OF SCIENTIFIC AND TECHNOLOGICAL RESEARCH (TISTR)

Request No. 21-67/0562

MTC No. EEL. BP. 70/0767

## CALIBRATION CERTIFICATE

Submitted by : S.P.S Consulting Service Co.,Ltd.

Address : 7 Soi Phaholyothin 24, Phaholyothin Road, Jompol, Chatuchak, Bangkok 10900.

Calibrated at : Electrical and Electronic Standards Laboratory, Industrial Metrology and Testing Service Centre.  
Soi 1C, Bangpoo Industrial Estate, Sukhumvit Rd., Muang, Samutprakan 10280.

### Instrument Calibrated :

Description : Sound Level Calibrator

Manufacturer : RION

Model : NC-73

Serial No. : 10727909

### Ambient Environment

Temperature : (23 ± 3) °C

Relative Humidity : (50 ± 15) %

Ambient Pressure : (101.325 ± 1.500) kPa

Standards used : 1. Digital Function Synthesizer NF Electronic DF-193A S/N 122037.

2. Measuring Amplifier Bruel&Kjaer 2636 S/N 1537484.

3. Programmable Attenuator Tamagawa TPA-303A S/N OF 2214.

4. Digital Multimeter Agilent 34401A S/N MY44005560.

5. Pressure Transmitter Vaisala PTB202AD S/N T0650001.

6. Audio Analyzer Panasonic VP-7722A S/N 041477D122.

7. Condenser Microphone Bruel&Kjaer 4180 S/N 2633526.

Calibration Procedure: CP-102-04 based on IEC 60942-2003. The sound pressure level of instrument was measured by standard microphone using an insert voltage technique.

This instrument has been calibrated against standards maintained at Electrical and Electronic Standards Laboratory (EEL), which are traceable to the International System of Units through the National Institute of Metrology (Thailand).

The information on actual reading is attached herewith and the uncertainty limits quoted refer to the measured values only.

Date of Receipt : 31 Jul. 2024

Date of Calibration : 6 Aug. 2024

1/2

The results relate only to the items tested/calibrated or value assigned.

Advertising the Report/Certificate and publicity of the results except in full are prohibited unless written permission is obtained from the governor of TISTR.

FM.BLMTC.002 Rev.4



THAILAND INSTITUTE OF SCIENTIFIC AND TECHNOLOGICAL RESEARCH (TISTR)

Request No. 21-67/0562

MTC No. EEL. BP. 70/0767

The reported expanded uncertainty is based upon a standard uncertainty multiplied by a coverage factor k = 2, providing a level of confidence of approximately 95%.

Nominal Output of Unit Under Test = 94 dB re 20µPa at 1000 Hz

Acoustic Output in dB re 20µPa , Corrected to Reference Conditions : 101.325 kPa , 23.0°C and 50 %RH

### 1. Sound Pressure Level

Standard Microphone Type	Measured Sound Pressure Level (dB)	Deviated value (dB)	Uncertainty (dB)	Tolerance limit IEC60942:2003 Class 1
1/2 inch Bruel&Kjaer 4180	94.31	0.31	± 0.10	±0.40 dB

### 2. Frequency

Standard Microphone Type	Measured Frequency (Hz)	Deviated value (Hz)	Uncertainty (Hz)	Tolerance limit IEC60942:2003 Class 1
1/2 inch Bruel&Kjaer 4180	977.5	-22.5	± 1.5	±1.0%

### 3. Total distortion

Standard Microphone Type	Measured Total distortion (%)	Uncertainty (%)	Tolerance limit IEC60942:2003 Class 1
1/2 inch Bruel&Kjaer 4180	2.80	± 0.70	±3.0%

Note : 1. No adjustment.

2. The calibrator pressure correction was not included.

3. The microphone volume correction was not included.

Calibrated by :

.....  
(Mr.Weerachai Deechaiyae)

Approved by :

.....  
(Mr.Prawate Kluaypa)

Director

Electrical and Electronic Standards Laboratory

Industrial Metrology and Testing Service Centre

Date of Calibration : 6 Aug. 2024

Date of Issue : 7 Aug. 2024

Ref : 2011267073102836001

End of Certificate

2 / 2

The results relate only to the items tested/calibrated or value assigned.

Advertising the Report/Certificate and publicity of the results except in full are prohibited unless written permission is obtained from the governor of TISTR.

FM.BLMTC.002 Rev.4

Head Office  
35 Mu 3 Tambon Khlong Ha, Amphoe Khlong Luang,  
Changwat Pathumthani 12120, Thailand  
Tel. (66) 0 2577 9000  
Fax. (66) 0 2577 9009  
E-mail : rumpai@tistr.or.th Website:www.tistr.or.th

Office/Laboratory  
Soi 1C, Bangpoo Industrial Estate, Sukhumvit Road,  
Amphoe Muang, Changwat Samutprakan 10280, Thailand  
Tel. (66) 0 2323 1672-80 ext. 115, 116  
Fax. (66) 0 2323 9165  
E-mail : mtc@tistr.or.th

Office  
196 Phahonyothin Road, Chatuchak, Bangkok 10900,  
Thailand  
Tel. (66) 0 2579 1121-30 ext. 5219, 5225, 5217  
Fax. (66) 0 2579 8592  
E-mail : sumalee@tistr.or.th

Head Office  
35 Mu 3 Tambon Khlong Ha, Amphoe Khlong Luang,  
Changwat Pathumthani 12120, Thailand  
Tel. (66) 0 2577 9000  
Fax. (66) 0 2577 9009  
E-mail : rumpai@tistr.or.th Website:www.tistr.or.th

Office/Laboratory  
Soi 1C, Bangpoo Industrial Estate, Sukhumvit Road,  
Amphoe Muang, Changwat Samutprakan 10280, Thailand  
Tel. (66) 0 2323 1672-80 ext. 115, 116  
Fax. (66) 0 2323 9165  
E-mail : mtc@tistr.or.th

Office  
196 Phahonyothin Road, Chatuchak, Bangkok 10900,  
Thailand  
Tel. (66) 0 2579 1121-30 ext. 5219, 5225, 5217  
Fax. (66) 0 2579 8592  
E-mail : sumalee@tistr.or.th



Noise R\_269/25


### Sound Level Meter Calibration Report

Acoustic Calibrator Data						
Brand	ACO		Number	AC 03/56		
Model	2127		Serial No.	130006		
Calibration Range	94 dB, 1000 Hz		Last Calibration	21 February 2025		
			Due Date	21 February 2026		

Calibration Data						
Sound Level Meter Data				Calibration Data		
SLM No.	Brand	Model	Serial No.	Date	Actual Reading [dB]	
					Before Adjustment	After Adjustment
ACO-B18	ACO	6236	00172048	27 April 2025	93.9	93.9
ACO-B29	ACO	6236	00182011	27 April 2025	94.0	93.9
ACO-B33	ACO	6236	00182015	27 April 2025	94.0	93.9
ACO-B36	ACO	6236	00192027	27 April 2025	93.9	93.9
ACO-B41	ACO	6236	00192032	27 April 2025	93.9	93.9
Acoustic Certified Value : Thailand Institute of Scientific and Technological Research (TISTR)					93.81 ± 0.10 dB	

Calibrated by : Adul Dangklom  
 (Mr. Adul Dangklom)

Approved by :   
 (Mr. Peera Detudom)

Noise R\_269-1/25


### Sound Level Meter Calibration Report

Acoustic Calibrator Data						
Brand	CIRRUS		Number	AC-CR01/63		
Model	CR515		Serial No.	92002		
Calibration Range	94 dB, 1000 Hz		Last Calibration	21 February 2025		
			Due Date	21 February 2026		

Calibration Data						
Sound Level Meter Data				Calibration Data		
SLM No.	Brand	Model	Serial No.	Date	Actual Reading [dB]	
					Before Adjustment	After Adjustment
CR-B10	Cirrus	CR161B	G301407	27 April 2025	94.0	94.0
Acoustic Certified Value : Thailand Institute of Scientific and Technological Research (TISTR)					93.98 ± 0.10 dB	

Calibrated by : Adul Dangklom  
 (Mr. Adul Dangklom)

Approved by :   
 (Mr. Peera Detudom)



บริษัท เอส.พี.เอส. คอนซัลติ้ง เซอร์วิส จำกัด  
S.P.S. CONSULTING SERVICE CO., LTD.  
7 ซอยพหลโยธิน 24 ถนนพหลโยธิน แขวงจตุจักร เขตจตุจักร กรุงเทพฯ 10900  
Tel : (662) 939-4370-72, Fax : (662) 513-4221, E-mail : sales@spicon.com, www.spicon.com

Noise R\_325/25

### Sound Level Meter Calibration Report

#### Acoustic Calibrator Data

Brand	ACO	Number	AC 03/56
Model	2127	Serial No.	130006
Calibration Range	94 dB, 1000 Hz	Last Calibration	21 February 2025
		Due Date	21 February 2026

#### Calibration Data

Sound Level Meter Data				Calibration Data		
SLM No.	Brand	Model	Serial No.	Date	Actual Reading [dB]	
					Before Adjustment	After Adjustment
ACO-R50	ACO	6236	00192062	25 May 2025	93.9	93.9
ACO-R51	ACO	6236	00192063	25 May 2025	93.9	93.9
ACO-R52	ACO	6236	00192064	25 May 2025	93.9	93.9
Acoustic Certified Value : Thailand Institute of Scientific and Technological Research (TISTR)					93.81 ± 0.10 dB	

Calibrated by : Adul Dangklom  
(Mr. Adul Dangklom)

Approved by : Peera Detudom  
(Mr. Peera Detudom)



บริษัท เอส.พี.เอส. คอนซัลติ้ง เซอร์วิส จำกัด  
S.P.S. CONSULTING SERVICE CO., LTD.  
7 ซอยพหลโยธิน 24 ถนนพหลโยธิน แขวงจตุจักร เขตจตุจักร กรุงเทพฯ 10900  
Tel : (662) 939-4370-72, Fax : (662) 513-4221, E-mail : sales@spicon.com, www.spicon.com

Noise R\_373/25

### Sound Level Meter Calibration Report

#### Acoustic Calibrator Data

Brand	ACO	Number	AC 03/56
Model	2127	Serial No.	130006
Calibration Range	94 dB, 1000 Hz	Last Calibration	21 February 2025
		Due Date	21 February 2026

#### Calibration Data

Sound Level Meter Data				Calibration Data		
SLM No.	Brand	Model	Serial No.	Date	Actual Reading [dB]	
					Before Adjustment	After Adjustment
ACO-B29	ACO	6236	00182011	17 June 2025	93.9	93.9
Acoustic Certified Value : Thailand Institute of Scientific and Technological Research (TISTR)					93.81 ± 0.10 dB	

Calibrated by : Adul Dangklom  
(Mr. Adul Dangklom)


Approved by : Peera Detudom  
(Mr. Peera Detudom)

Noise R\_373-1/25

## Sound Level Meter Calibration Report

Acoustic Calibrator Data						
Brand		RION		Number		AC 02/40
Model		NC-73		Serial No.		10727909
Calibration Range		94 dB, 1000 Hz		Last Calibration		06 August 2024
				Due Date		06 August 2025
Calibration Data						
Sound Level Meter Data				Calibration Data		
SLM No.	Brand	Model	Serial No.	Date	Actual Reading [dB]	
					Before Adjustment	After Adjustment
NL 21-B01	RION	NL-21	00554245	17 June 2025	94.3	94.3
Acoustic Certified Value : Thailand Institute of Scientific and Technological Research (TISTR)					94.31 ± 0.10 dB	

Calibrated by : Adul Dangklom  
(Mr. Adul Dangklom)


Approved by :   
(Mr. Peera Detudom)

Noise R\_392/25

## Sound Level Meter Calibration Report

Acoustic Calibrator Data						
Brand		ACO		Number		AC 03/56
Model		2127		Serial No.		130006
Calibration Range		94 dB, 1000 Hz		Last Calibration		21 February 2025
				Due Date		21 February 2026
Calibration Data						
Sound Level Meter Data				Calibration Data		
SLM No.	Brand	Model	Serial No.	Date	Actual Reading [dB]	
					Before Adjustment	After Adjustment
ACO-R51	ACO	6236	00192063	24 June 2025	93.9	93.9
Acoustic Certified Value : Thailand Institute of Scientific and Technological Research (TISTR)					93.81 ± 0.10 dB	

Calibrated by : Adul Dangklom  
(Mr. Adul Dangklom)

Approved by :   
(Mr. Peera Detudom)



## เอกสารแนบ 5-8

เอกสารสอบเทียบเครื่องมือการตรวจวัดปริมาณเสียงสะสมติดตัวพนักงาน



THAILAND INSTITUTE OF SCIENTIFIC AND TECHNOLOGICAL RESEARCH (TISTR)

Request No. 21-67/0562

MTC No. EEL. BP. 71/0767

## CALIBRATION CERTIFICATE

Submitted by : S.P.S Consulting Services Co.,Ltd.

Address : 7 Soi Phaholyothin 24, Phaholyothin Road, Jompol, Chatuchak, Bangkok 10900.

Calibrated at : Electrical and Electronic Standards Laboratory, Industrial Metrology and Testing Service Centre.  
Soi 1C, Bangpoo Industrial Estate, Sukhumvit Rd., Muang, Samutprakan 10280.

### Instrument Calibrated :

Description : Sound Calibrator

Manufacturer : SVANTEK

Model : SV34

Serial No. : 33137

Standards used : 1. Digital Function Synthesizer NF Electronic DF-193A S/N 122037.

2. Measuring Amplifier Bruel&Kjaer 2636 S/N 1537484.

3. Programmable Attenuator Tamagawa TPA-303A S/N OF 2214.

4. Digital Multimeter Agilent 34401A S/N MY44005560.

5. Pressure Transmitter Vaisala PTB202AD S/N T0650001.

6. Audio Analyzer Panasonic VP-7722A S/N 041477D122.

7. Condenser Microphone Bruel&Kjaer 4180 S/N 2633526.

### Ambient Environment

Temperature :  $(23 \pm 3) ^\circ\text{C}$

Relative Humidity :  $(50 \pm 15) \%$

Ambient Pressure :  $(101.325 \pm 1.500) \text{ kPa}$

**Calibration Procedure:** CP-102-04 based on IEC 60942-2003; The sound pressure level generated by sound calibrator under test shall be measured by standard microphone using an insert voltage technique.

This instrument has been calibrated against standards maintained at Electrical and Electronic Standards Laboratory (EEL), which are traceable to the International System of Units through the National Institute of Metrology (Thailand).

The information on actual reading is attached herewith and the uncertainty limits quoted refer to the measured values only.

Date of Receipt : 31 Jul. 2024

Date of Calibration : 6 Aug. 2024

1/2

The results relate only to the items tested/calibrated or value assigned.

Advertising the Report/Certificate and publicity of the results except in full are prohibited unless written permission is obtained from the governor of TISTR.

FM.BLMTC.002 Rev.5



THAILAND INSTITUTE OF SCIENTIFIC AND TECHNOLOGICAL RESEARCH (TISTR)

Request No. 21-67/0562

MTC No. EEL. BP. 71/0767

The reported expanded uncertainty is based upon a standard uncertainty multiplied by a coverage factor  $k = 2$ , providing a level of confidence of approximately 95%.

Nominal Output of Unit Under Test = 114 dB re 20 $\mu\text{Pa}$  at 1000 Hz

Acoustic Output in dB re 20 $\mu\text{Pa}$ , Corrected to Reference Conditions: 101.325 kPa, 23.0  $^\circ\text{C}$  and 50 %RH.

### 1. Sound Pressure Level

Standard Microphone Type	Measured Sound Pressure Level (dB)	Deviated value (dB)	Uncertainty (dB)	Tolerance limit IEC60942:2003 Class 2
1/2 inch Bruel&Kjaer 4180	113.50	-0.50	$\pm 0.10$	$\pm 0.75 \text{ dB}$

### 2. Frequency

Standard Microphone Type	Measured Frequency (Hz)	Deviated value (Hz)	Uncertainty (Hz)	Tolerance limit IEC60942:2003 Class 2
1/2 inch Bruel&Kjaer 4180	1000.0	0.0	$\pm 1.5$	$\pm 2.0\%$

### 3. Total Distortion

Standard Microphone Type	Measured Total Distortion (%)	Uncertainty (%)	Tolerance limit IEC60942:2003 Class 2
1/2 inch Bruel&Kjaer 4180	0.48	$\pm 0.50$	$\pm 4.0\%$

Note : 1. No adjustment.

2. The calibrator pressure correction was not included.

3. The microphone volume correction was not included.

Calibrated by :

.....  
(Mr. Weerachai Deechaiyae)

Approved by :

.....  
(Mr. Prawate Kluaypa)

Director

Electrical and Electronic Standards Laboratory

Industrial Metrology and Testing Service Centre

Date of Calibration : 6 Aug. 2024

Date of Issue : 7 Aug. 2024

Ref : 2011267073102836002

End of Certificate

2 / 2

The results relate only to the items tested/calibrated or value assigned.

Advertising the Report/Certificate and publicity of the results except in full are prohibited unless written permission is obtained from the governor of TISTR.

FM.BLMTC.002 Rev.5

Head Office  
35 Mu 3 Tambon Khlong Ha, Amphoe Khlong Luang,  
Changwat Pathumthani 12120, Thailand  
Tel. (66) 0 2577 9036  
Fax. (66) 0 2577 9009

Office/Laboratory  
668 Mu 2 Tambon Bangpoomai, Amphoe Muang Samutprakan,  
Changwat Samutprakan 10280, Thailand  
Tel. (66) 0 2323 1672-80 ext. 115, 116  
(66) 08 3219 9440  
E-mail : mtc@tistr.or.th Website : www.tistr.or.th

Office  
196 Phahonyothin Road, Ladyao, Chatuchak,  
Bangkok 10900, Thailand  
Tel. (66) 0 2579 1121-30 ext. 5219, 5225, 5217  
(66) 08 1889 6827

Head Office  
35 Mu 3 Tambon Khlong Ha, Amphoe Khlong Luang,  
Changwat Pathumthani 12120, Thailand  
Tel. (66) 0 2577 9036  
Fax. (66) 0 2577 9009

Office/Laboratory  
668 Mu 2 Tambon Bangpoomai, Amphoe Muang Samutprakan,  
Changwat Samutprakan 10280, Thailand  
Tel. (66) 0 2323 1672-80 ext. 115, 116  
(66) 08 3219 9440  
E-mail : mtc@tistr.or.th Website : www.tistr.or.th

Office  
196 Phahonyothin Road, Ladyao, Chatuchak,  
Bangkok 10900, Thailand  
Tel. (66) 0 2579 1121-30 ext. 5219, 5225, 5217  
(66) 08 1889 6827

Noise Dose R\_270/25

## Noise Dose Meter Calibration Report

### Acoustic Calibrator Data

Brand	SVANTEK	Number	SV 01/60
Model	SV34	Serial No.	33137
Calibration Range	114 dB, 1000 Hz	Last Calibration	06 August 2024
		Due Date	06 August 2025

### Calibration Data

#### Sound Level Meter Data

#### Calibration Data

SLM No.	Brand	Model	Serial No.	Date	Actual Reading [dB]	
					Before Adjustment	After Adjustment
NMD-B15	SVANTEK	SV-104IS	80880	27 April 2025	113.5	113.5
NMD-R03	SVANTEK	SV-104IS	60153	27 April 2025	113.5	113.5
NMD-R22	SVANTEK	SV-104IS	80801	27 April 2025	113.6	113.5
NMD-R26	SVANTEK	SV-104IS	80836	27 April 2025	113.5	113.5
NMD-R35	SVANTEK	SV-104IS	80873	27 April 2025	113.5	113.5
Acoustic Certified Value : Thailand Institute of Scientific and Technological Research (TISTR)					113.50± 0.10 dB	

Calibrated by : Adul Dangklom  
(Mr. Adul Dangklom)

Approved by : Peera Detudom  
(Mr. Peera Detudom)

Noise Dose R\_270-1/25

## Noise Dose Meter Calibration Report

### Acoustic Calibrator Data

Brand	SVANTEK	Number	SV 01/60
Model	SV34	Serial No.	33137
Calibration Range	114 dB, 1000 Hz	Last Calibration	06 August 2024
		Due Date	06 August 2025

### Calibration Data

#### Sound Level Meter Data

#### Calibration Data

SLM No.	Brand	Model	Serial No.	Date	Actual Reading [dB]	
					Before Adjustment	After Adjustment
NMD-R22	SVANTEK	SV-104IS	80801	06 May 2025	113.6	113.5
NMD-R26	SVANTEK	SV-104IS	80836	06 May 2025	113.5	113.5
NMD-R35	SVANTEK	SV-104IS	80873	06 May 2025	113.5	113.5
Acoustic Certified Value : Thailand Institute of Scientific and Technological Research (TISTR)					113.50± 0.10 dB	

Calibrated by : Adul Dangklom  
(Mr. Adul Dangklom)

Approved by : Peera Detudom  
(Mr. Peera Detudom)




Noise Dose R\_326/25

# Noise Dose Meter Calibration Report

Acoustic Calibrator Data						
Brand	SVANTEK		Number	SV 01/60		
Model	SV34		Serial No.	33137		
Calibration Range	114 dB, 1000 Hz		Last Calibration	06 August 2024		
			Due Date	06 August 2025		

Calibration Data						
Sound Level Meter Data				Calibration Data		
SLM No.	Brand	Model	Serial No.	Date	Actual Reading [dB]	
					Before Adjustment	After Adjustment
NMD-R26	SVANTEK	SV-104IS	80836	25 May 2025	113.5	113.5
NMD-R35	SVANTEK	SV-104IS	80873	25 May 2025	113.5	113.5
Acoustic Certified Value : Thailand Institute of Scientific and Technological Research (TISTR)					113.50± 0.10 dB	

Calibrated by : Adul Dangklom  
 (Mr. Adul Dangklom)

Approved by :   
 (Mr. Peera Detudom)

## เอกสารแนบ 5-9

เอกสารสอบเทียบเครื่องมือการตรวจวัดแสงสว่างในสถานประกอบการ



ID LINE : IEC17025



## Certificate of Calibration

Certificate Number : SPR24070449-2 Page : 1 of 3  
Customer : S.P.S. CONSULTING SERVICE CO., LTD.  
7 Soi Phaholyothin 24 Phaholyothin Road., Jompol, Chatuchak,  
Bangkok 10900

Equipment Name : Light Meter  
Manufacturer : Extech  
Model : 407026  
Serial Number : A.052151  
ID. Number : LUX- B07  
Environmental Conditions  
Ambient Temperature :  $23\text{ }^{\circ}\text{C} \pm 3\text{ }^{\circ}\text{C}$  Received Date : 24 Jul 2024  
Relative Humidity :  $50\% \pm 15\%$  Calibration Date : 29 Jul 2024  
Location of Calibration : In-Lab Recommend Due Date : 29 Jul 2025  
Calibration Procedure : SP-CPE-04-32 Date of Issue : 30 Jul 2024

### Method of Calibration

This certifies that the above instrument was calibrated in compliance with the calibration system requirement of ISO/IEC 17025:2017 in accordance with reference procedure. Standards used to perform this calibration are certified by to NIST or equivalent, National metrology institute, Natural physical constants, consensus standards. The result reported herein apply only to the calibration of the item described above as received. Our decision rule is to contact the customer if the item pass and fail calibration when the results include the uncertainties and the customer must determine if the results meets their needs.

The calibration certificate shall not be reproduced except in full, without written approval of SP Metrology System (Thailand).

Calibrated by : Mr.Chumpon Dokpikul

Calibration Officer

Approved by :

( Mr.Prayoon Topart )  
Authorized Signatory



ID LINE : IEC17025



## Calibration Report

Certificate Number : SPR24070449-2 Page : 2 of 3

### Reference Standards

Equipment Name	Model	Serial No.	Certificate No.	Due. Date
Digital Light Meter	LX-73	Q842777	23PH462	05 Sep 2024

### Traceability

This certification is traceable to the International System of Unit maintained at :  
TPA - Technology Promotion Association (Thailand-Japan)





ID LINE : IEC17025



## Result of Calibration

Certificate Number : SPR24070449-2

Page : 3 of 3

Function: Illumination Measurement

Unit : Lux

Calibration Point	Standard Reading	UUC Reading	Error	Uncertainty ( ± )
100	100.0	101	1	1.3
200	200.0	201	1	6.6
300	300	300	0	6.6
1000	1000	999	-1	13
2000	2000	1985	-15	26
3000	3000	2990	-10	41

### Note :

The result of calibration was found accurate as show on date and place of calibration only.  
This Certificate is not certified for any commercial transaction.

### Measurement Uncertainty

The reported uncertainty of measurement is the expanded uncertainty obtained by multiplying the standard uncertainty with the coverage factor  $k = 2.00$ , providing a level of confidence approximately 95 %

- End of Certificate -

## เอกสารแนบ 5-10

เอกสารสอบเทียบเครื่องมือการตรวจวัดระดับความร้อนในสถานประกอบการ



ID LINE : IEC17025



## Certificate of Calibration

Certificate Number : SPR24100363-2 Page : 1 of 3  
Customer : S.P.S. CONSULTING SERVICE CO., LTD.  
7 Soi Phaholyothin 24 Phaholyothin Road., Jompol, Chatuchak,  
Bangkok 10900

Equipment Name : Area Heat Stress Monitor  
Manufacturer : Quest Technologies  
Model : QUESTemp 32  
Serial Number : TPK120034  
ID. Number : B33

### Environmental Conditions


Ambient Temperature :  $23^{\circ}\text{C} \pm 2^{\circ}\text{C}$  Received Date : 21 Oct 2024  
Relative Humidity :  $50\% \pm 15\%$  Calibration Date : 21 Oct 2024  
Location of Calibration : In-Lab Recommend Due Date : 21 Oct 2025  
Calibration Procedure : SP-CPT-04-13 Date of Issue : 22 Oct 2024

### Method of Calibration

This certifies that the above instrument was calibrated in compliance with the calibration system requirement of ISO/IEC 17025:2017 in accordance with reference procedure. Standards used to perform this calibration are certified by to NIST or equivalent, National metrology institute, Natural physical constants, consensus standards. The result reported herein apply only to the calibration of the item described above as received. Our decision rule is to contact the customer if the item pass and fail calibration when the results include the uncertainties and the customer must determine if the results meets their needs.

The calibration certificate shall not be reproduced except in full, without written approval of SP Metrology System (Thailand).

Calibrated by : Mr.Chatchai Kittisopha  
Calibration Officer

Approved by :   
( Mr. Prayoon Topart )  
Authorized Signatory



ID LINE : IEC17025



## Calibration Report

Certificate Number : SPR24100363-2 Page : 2 of 3

### Reference Standards

Equipment Name	Model	Serial No.	Certificate No.	Due. Date
Humidity Chamber	TH-80S	N/A	SPR24020149-7	23 Feb 2025
THERMO-HYGROMETER	5020A	A47046	QR24-0167	26 Jan 2025

### Traceability

This certification is traceable to the International System of Unit maintained at :  
SP Metrology - SP Metrology system (Thailand) Co.Ltd.  
Quality Reborn Co., Ltd





ID LINE : IEC17025



## Result of Calibration

Certificate Number : SPR24100363-2

Page : 3 of 3

Temperature Accuracy in the Measurement. (WET)

Unit : °C

Temperature Setting	Standard Reading	UUC Reading	Error	Uncertainty ( ± )
30.0	30.018	30.3	0.282	0.20
35.0	35.016	35.3	0.284	0.20
40.0	40.020	40.3	0.280	0.20

Temperature Accuracy in the Measurement. (DRY)

Unit : °C

Temperature Setting	Standard Reading	UUC Reading	Error	Uncertainty ( ± )
30.0	30.018	30.3	0.282	0.20
35.0	35.016	35.3	0.284	0.20
40.0	40.020	40.3	0.280	0.20

Temperature Accuracy in the Measurement. (GLOBE)

Unit : °C

Temperature Setting	Standard Reading	UUC Reading	Error	Uncertainty ( ± )
30.0	30.018	30.3	0.282	0.20
35.0	35.016	35.3	0.284	0.20
40.0	40.020	40.3	0.280	0.20

### Note :

The result of calibration was found accurate as show on date and place of calibration only.  
This Certificate is not certified for any commercial transaction.

### Measurement Uncertainty

The reported uncertainty of measurement is the expanded uncertainty obtained by multiplying the standard uncertainty with the coverage factor  $k = 2$ , providing a level of confidence approximately 95%.

- End of Certificate -



ID LINE : IEC17025



## Certificate of Calibration

Certificate Number : SPR24080586-2

Page : 1 of 3

Customer : S.P.S. CONSULTING SERVICE CO., LTD.

7 Soi Phaholyothin 24 Phaholyothin Road., Jompol, Chatuchak,  
Bangkok 10900

Equipment Name : Area Heat Stress Monitor

Manufacturer : Metrosonics

Model : hs-32

Serial Number : MCD070028

ID. Number : R06

### Environmental Conditions

Ambient Temperature : 23 °C ± 2 °C

Relative Humidity : 50 % ± 15 %

Location of Calibration : In-Lab

Calibration Procedure : SP-CPT-04-13

Received Date : 30 Aug 2024

Calibration Date : 30 Aug 2024

Recommend Due Date : 30 Aug 2025

Date of Issue : 31 Aug 2024

### Method of Calibration

This certifies that the above instrument was calibrated in compliance with the calibration system requirement of ISO/IEC 17025:2017 in accordance with reference procedure. Standards used to perform this calibration are certified by to NIST or equivalent, National metrology institute, Natural physical constants, consensus standards. The result reported herein apply only to the calibration of the item described above as received. Our decision rule is to contact the customer if the item pass and fail calibration when the results include the uncertainties and the customer must determine if the results meets their needs.

The calibration certificate shall not be reproduced except in full, without written approval of SP Metrology System (Thailand).

Calibrated by : Ms.Apinya Pinyo

Calibration Officer

Approved by :

  
( Mr. Prayoon Topart )  
Authorized Signatory



ID LINE : IEC17025



## Calibration Report

Certificate Number : SPR24080586-2

Page : 2 of 3

### Reference Standards

Equipment Name	Model	Serial No.	Certificate No.	Due. Date
Humidity Chamber	TH-80S	N/A	SPR24020149-7	23 Feb 2025
THERMO-HYGROMETER	5020A	A47046	QR24-0167	26 Jan 2025

### Traceability

This certification is traceable to the International System of Unit maintained at :

SP Metrology - SP Metrology system (Thailand) Co.Ltd.

Quality Reborn Co., Ltd





ID LINE : IEC17025



## Result of Calibration

Certificate No. : SPR24080586-2

Page : 3 of 3

Temperature Accuracy in the Measurement. (WET)

Unit : °C

Temperature Setting	Standard Reading	UUC Reading	Error	Uncertainty ( ± )
30.0	30.018	30.0	-0.018	0.20
35.0	35.012	35.0	-0.012	0.20
40.0	40.022	40.0	-0.022	0.20

Temperature Accuracy in the Measurement. (DRY)

Unit : °C

Temperature Setting	Standard Reading	UUC Reading	Error	Uncertainty ( ± )
30.0	30.018	30.0	-0.018	0.20
35.0	35.012	35.0	-0.012	0.20
40.0	40.022	40.0	-0.022	0.20

Temperature Accuracy in the Measurement. (GLOBE)

Unit : °C

Temperature Setting	Standard Reading	UUC Reading	Error	Uncertainty ( ± )
30.0	30.018	30.1	0.082	0.20
35.0	35.012	35.1	0.088	0.20
40.0	40.022	40.1	0.078	0.20

### Note:

The result of calibration was found accurate as show on date and place of calibration only.  
This Certificate is not certified for any commercial transaction.

### Measurement Uncertainty

The reported uncertainty of measurement is the expanded uncertainty obtained by multiplying the standard uncertainty with the coverage factor  $k = 2$ , providing a level of confidence approximately 95%.

- End of Certificate -



## Certificate of Calibration

Certificate Number : SPR25030358-5 Page : 1 of 3

Customer : S.P.S. CONSULTING SERVICE CO., LTD.  
7 Soi Phaholyothin 24 Phaholyothin Road., Jompol, Chatuchak,  
Bangkok 10900

Equipment Name : Area Heat Stress Monitor

Manufacturer : Quest Technologies

Model : QUESTemp 34

Serial Number : TEH090208

ID. Number : R08

### Environmental Conditions

Ambient Temperature :  $23^{\circ}\text{C} \pm 2^{\circ}\text{C}$  Received Date : 19 Mar 2025

Relative Humidity :  $50\% \pm 15\%$  Calibration Date : 27 Mar 2025

Location of Calibration : In-Lab Recommend Due Date : 27 Mar 2026

Calibration Procedure : SP-CPT-04-13 Date of Issue : 28 Mar 2025

### Method of Calibration


This certifies that the above instrument was calibrated in compliance with the calibration system requirement of ISO/IEC 17025:2017 in accordance with reference procedure. Standards used to perform this calibration are certified by to NIST or equivalent, National metrology institute, Natural physical constants, consensus standards. The result reported herein apply only to the calibration of the item described above as received. Our decision rule is to contact the customer if the item pass and fail calibration when the results include the uncertainties and the customer must determine if the results meets their needs.

The calibration certificate shall not be reproduced except in full, without written approval of SP Metrology System (Thailand).

Calibrated by : Mr.Surasak Ritthikaew

Calibration Officer

Approved by :

  
( Mr.Prayoon Topart )

Authorized Signatory

## Calibration Report

Certificate Number : SPR25030358-5

Page : 2 of 3

### Reference Standards

Equipment Name	Model	Serial No.	Certificate No.	Due. Date
Humidity Chamber	TH-80S	N/A	SPR25010173-14	30 Jan 2026
THERMO-HYGROMETER	5020A	A47046	TMU2500342	29 Jan 2026

### Traceability

This certification is traceable to the International System of Unit maintained at :  
SP Metrology - SP Metrology system (Thailand) Co.Ltd.

NA - NA Caltechnologies Co., Ltd.



## Result of Calibration

Certificate Number : SPR25030358-5

Page : 3 of 3

Temperature Accuracy in the Measurement. (WET)

Unit : °C

Temperature Setting	Standard Reading	UUC Reading	Error	Uncertainty ( ± )
30.0	29.995	29.8	-0.195	0.20
35.0	34.990	34.8	-0.190	0.20
40.0	39.985	39.8	-0.185	0.20

Temperature Accuracy in the Measurement. (DRY)

Unit : °C

Temperature Setting	Standard Reading	UUC Reading	Error	Uncertainty ( ± )
30.0	29.995	29.7	-0.295	0.20
35.0	34.990	34.7	-0.290	0.20
40.0	39.985	39.7	-0.285	0.20

Temperature Accuracy in the Measurement. (GLOBE)

Unit : °C

Humidity Setting	Standard Reading	UUC Reading	Error	Uncertainty ( ± )
30.0	29.995	29.8	-0.195	0.20
35.0	34.990	34.8	-0.190	0.20
40.0	39.985	39.8	-0.185	0.20

### Note :

The result of calibration was found accurate as show on date and place of calibration only.  
This Certificate is not certified for any commercial transaction.

### Measurement Uncertainty

The reported uncertainty of measurement is the expanded uncertainty obtained by multiplying the standard uncertainty with the coverage factor  $k = 2$ , providing a level of confidence approximately 95%.

- End of Certificate -





ID LINE : IEC17025



## Certificate of Calibration

Certificate Number : SPR24080586-3

Page : 1 of 3

Customer : S.P.S. CONSULTING SERVICE CO., LTD.

7 Soi Phaholyothin 24 Phaholyothin Road., Jompol, Chatuchak,  
Bangkok 10900

Equipment Name : Area Heat Stress Monitor

Manufacturer : Quest Technologies

Model : QUESTemp 36

Serial Number : TKE060012

ID. Number : R09

### Environmental Conditions

Ambient Temperature : 23 °C ± 2 °C

Relative Humidity : 50 % ± 15 %

Location of Calibration : In-Lab

Calibration Procedure : SP-CPT-04-13

Received Date : 30 Aug 2024

Calibration Date : 30 Aug 2024

Recommend Due Date : 30 Aug 2025

Date of Issue : 31 Aug 2024

### Method of Calibration

This certifies that the above instrument was calibrated in compliance with the calibration system requirement of ISO/IEC 17025:2017 in accordance with reference procedure. Standards used to perform this calibration are certified by to NIST or equivalent, National metrology institute, Natural physical constants, consensus standards. The result reported herein apply only to the calibration of the item described above as received. Our decision rule is to contact the customer if the item pass and fail calibration when the results include the uncertainties and the customer must determine if the results meets their needs.

The calibration certificate shall not be reproduced except in full, without written approval of SP Metrology System (Thailand).

Calibrated by : Ms.Apinya Pinyo

Calibration Officer

Approved by :

  
( Mr. Prayoon Topart )  
Authorized Signatory



ID LINE : IEC17025



## Calibration Report

Certificate Number : SPR24080586-3

Page : 2 of 3

### Reference Standards

Equipment Name	Model	Serial No.	Certificate No.	Due. Date
Humidity Chamber	TH-80S	N/A	SPR24020149-7	23 Feb 2025
THERMO-HYGROMETER	5020A	A47046	QR24-0167	26 Jan 2025

### Traceability

This certification is traceable to the International System of Unit maintained at :  
SP Metrology - SP Metrology system (Thailand) Co.Ltd.

Quality Reborn Co., Ltd





ID LINE: IEC17025



## Result of Calibration

Certificate No. : SPR24080586-3

Page : 3 of 3

Temperature Accuracy in the Measurement. (WET)

Unit : °C

Temperature Setting	Standard Reading	UUC Reading	Error	Uncertainty ( ± )
30.0	30.020	30.2	0.180	0.20
35.0	35.022	35.2	0.178	0.20
40.0	40.016	40.2	0.184	0.20

Temperature Accuracy in the Measurement. (DRY)

Unit : °C

Temperature Setting	Standard Reading	UUC Reading	Error	Uncertainty ( ± )
30.0	30.020	30.1	0.080	0.20
35.0	35.022	35.1	0.078	0.20
40.0	40.016	40.1	0.084	0.20

Temperature Accuracy in the Measurement. (GLOBE)

Unit : °C

Temperature Setting	Standard Reading	UUC Reading	Error	Uncertainty ( ± )
30.0	30.020	30.1	0.080	0.20
35.0	35.022	35.1	0.078	0.20
40.0	40.016	40.1	0.084	0.20

### Note:

The result of calibration was found accurate as show on date and place of calibration only.  
This Certificate is not certified for any commercial transaction.

### Measurement Uncertainty

The reported uncertainty of measurement is the expanded uncertainty obtained by multiplying the standard uncertainty with the coverage factor  $k = 2$ , providing a level of confidence approximately 95%.

- End of Certificate -

Heat R042

Heat Stress WBGT Meter Verification Report			
Verification Data			
Heat Stress WBGT Meter No. :	B33	Verification Date :	27 April 2025
Brand :	Quest Technologies	Ambient Temp. :	24.5 °C
Model :	QUESTemp 32	Barometric Pressure :	1011 mmbar
Serial No. :	TPK120034	Relative Humidity :	49 %
Verification Module (Electronic Sensor Check) :			
Verification Module No. : 21 WB = 12.5 °C, DB = 47.1 °C, G = 69.3 °C			
Result of Verification : Without Adjustment			
Wet Probe Temperature Measurement			
Verification Module Reading (°C)	UUC* Reading (°C)	Correction (°C)	Tolerance Limit (°C)
12.5	12.6	-0.1	± 0.5
Dry Probe Temperature Measurement			
Verification Module Reading (°C)	UUC* Reading (°C)	Correction (°C)	Tolerance Limit (°C)
47.1	47.2	-0.1	± 0.5
Globe Probe Temperature Measurement			
Verification Module Reading (°C)	UUC* Reading (°C)	Correction (°C)	Tolerance Limit (°C)
69.3	69.2	0.1	± 0.5
UUC* = UNIT UNDER CALIBRATION			

Verified by : Adul Dangklom  
(Mr.Adul Dangklom)

Approved by : Peera Detudom  
(Mr. Peera Detudom)

Heat R042

Heat Stress WBGT Meter Verification Report			
Verification Data			
Heat Stress WBGT Meter No. :	R06	Verification Date :	27 April 2025
Brand :	METROSONICS	Ambient Temp. :	24.5 °C
Model :	hs-32	Barometric Pressure :	1011 mmbar
Serial No. :	MCD070028	Relative Humidity :	49 %
Verification Module (Electronic Sensor Check) :			
Verification Module No. : 21 WB = 12.5 °C, DB = 47.1 °C, G = 69.3 °C			
Result of Verification : Without Adjustment			
Wet Probe Temperature Measurement			
Verification Module Reading (°C)	UUC* Reading (°C)	Correction (°C)	Tolerance Limit (°C)
12.5	12.7	-0.2	± 0.5
Dry Probe Temperature Measurement			
Verification Module Reading (°C)	UUC* Reading (°C)	Correction (°C)	Tolerance Limit (°C)
47.1	47.3	-0.2	± 0.5
Globe Probe Temperature Measurement			
Verification Module Reading (°C)	UUC* Reading (°C)	Correction (°C)	Tolerance Limit (°C)
69.3	69.4	-0.1	± 0.5
UUC* = UNIT UNDER CALIBRATION			

Verified by : Adul Dangklom  
(Mr.Adul Dangklom)

Approved by : Peera Detudom  
(Mr. Peera Detudom)



บริษัท เอส.พี.เอส. คอนซัลติ้ง เซอร์วิส จำกัด  
S.P.S. CONSULTING SERVICE CO., LTD.  
7 ซอยพหลโยธิน 24 ถนนพหลโยธิน แขวงจอมพล เขตจตุจักร กรุงเทพฯ 10900  
7 Soi Phaholyothin 24, Phaholyothin Rd., Jompol, Chatuchak, Bangkok 10900  
Tel : (662) 939-4370-72, Fax : (662) 513-4221, E-mail : sale@spscon.com, www.spscon.com

Heat R042

Heat Stress WBGT Meter Verification Report			
Verification Data			
Heat Stress WBGT Meter No.	: R08	Verification Date	: 27 April 2025
Brand	: Quest Technologies	Ambient Temp.	: 24.5 °C
Model	: QUESTemp 34	Barometric Pressure	: 1011 mmbar
Serial No.	: TEH090208	Relative Humidity	: 49 %
Verification Module (Electronic Sensor Check) :			
Verification Module No. : 21 WB = 12.5 °C, DB = 47.1 °C, G = 69.3 °C			
Result of Verification : Without Adjustment			
Wet Probe Temperature Measurement			
Verification Module Reading (°C)	UUC* Reading (°C)	Correction (°C)	Tolerance Limit (°C)
12.5	12.4	0.1	± 0.5
Dry Probe Temperature Measurement			
Verification Module Reading (°C)	UUC* Reading (°C)	Correction (°C)	Tolerance Limit (°C)
47.1	47.0	0.1	± 0.5
Globe Probe Temperature Measurement			
Verification Module Reading (°C)	UUC* Reading (°C)	Correction (°C)	Tolerance Limit (°C)
69.3	69.4	-0.1	± 0.5
UUC* = UNIT UNDER CALIBRATION			

Verified by : Adul Dangklom  
(Mr.Adul Dangklom)

Approved by : Peera Detudom  
(Mr. Peera Detudom)



บริษัท เอส.พี.เอส. คอนซัลติ้ง เซอร์วิส จำกัด  
S.P.S. CONSULTING SERVICE CO., LTD.  
7 ซอยพหลโยธิน 24 ถนนพหลโยธิน แขวงจอมพล เขตจตุจักร กรุงเทพฯ 10900  
7 Soi Phaholyothin 24, Phaholyothin Rd., Jompol, Chatuchak, Bangkok 10900  
Tel : (662) 939-4370-72, Fax : (662) 513-4221, E-mail : sale@spscon.com, www.spscon.com

Heat R042

Heat Stress WBGT Meter Verification Report			
Verification Data			
Heat Stress WBGT Meter No.	: R09	Verification Date	: 27 April 2025
Brand	: Quest Technologies	Ambient Temp.	: 24.5 °C
Model	: QUESTemp 36	Barometric Pressure	: 1011 mmbar
Serial No.	: TKE060012	Relative Humidity	: 49 %
Verification Module (Electronic Sensor Check) :			
Verification Module No. : 21 WB = 12.5 °C, DB = 47.1 °C, G = 69.3 °C			
Result of Verification : Without Adjustment			
Wet Probe Temperature Measurement			
Verification Module Reading (°C)	UUC* Reading (°C)	Correction (°C)	Tolerance Limit (°C)
12.5	12.3	0.2	± 0.5
Dry Probe Temperature Measurement			
Verification Module Reading (°C)	UUC* Reading (°C)	Correction (°C)	Tolerance Limit (°C)
47.1	47.1	0.0	± 0.5
Globe Probe Temperature Measurement			
Verification Module Reading (°C)	UUC* Reading (°C)	Correction (°C)	Tolerance Limit (°C)
69.3	69.5	-0.2	± 0.5
UUC* = UNIT UNDER CALIBRATION			

Verified by : Adul Dangklom  
(Mr.Adul Dangklom)

Approved by : Peera Detudom  
(Mr. Peera Detudom)